

Appendix

Inhaltsverzeichnis

1	Appendix 1 – Public welfare chauvinist attitudes	1
1.1	Principal components factor analysis	1
1.1.1	Varimax rotation	1
1.1.2	Oblique Rotation (direct oblimin)	13
1.2	MANOVA	25
1.3	Discriminant analysis	42
2	Appendix 2 – public values	49
2.1	MANOVA	49
2.2	Discriminant analysis	62
3	Appendix 3 – PRRP welfare chauvinist rationales	68
3.1	Category scheme.....	68
3.2	UKIP (2018)	72
3.3	FPÖ.....	76
3.3.1	General program (2017)	76
3.3.2	Economic program (2017)	80
3.4	AfD (2017)	85
3.5	Sweden Democrats (2014).....	94
3.6	Lega Nord (2018)	97
3.7	VOX (2019).....	103
3.8	Comparison of PRRP manifestos	106

1 Appendix 1 – Public welfare chauvinist attitudes

1.1 Principal components factor analysis

1.1.1 Varimax rotation

		Notes
Log generated		15-JUL-2019 16:37:50
Kommentare		
Input	Data	C:\Users\Mo\Documents\Uni\10 Sommersemester 2018\Masterarbeit\SPSS\ESS\ESS7e02_2_trimmed.sav
	Active Data Set	DataSet1
	Filter	<none>
	Weighted	<none>
	Split Data	<none>
	Number of rows in Data	40185
Processing of Missing Values	Definition of Missing	MISSING=EXCLUDE: values defined as missing by the user will be treated as missing.
	Processed Cases	LISTWISE: Statistics are based on cases that do not feature missing values for any of the used variables
Syntax	FACTOR /VARIABLES imbgeco imueclt imwbcnt qfimedu qfimlng qfimchr qfimwht qfimwsk qfimcmt imtcjob imbleco imwbcrm gvrfgap gvtring rlgueim /MISSING LISTWISE /ANALYSIS imbgeco imueclt imwbcnt qfimedu qfimlng qfimchr qfimwht qfimwsk qfimcmt imtcjob imbleco imwbcrm gvrfgap gvtring rlgueim /PRINT UNIVARIATE INITIAL CORRELATION SIG DET KMO INV REPR AIC EXTRACTION ROTATION /FORMAT SORT BLANK(.30) /PLOT EIGEN /CRITERIA MINEIGEN(1) ITERATE(25) /EXTRACTION PC /CRITERIA ITERATE(25) /ROTATION VARIMAX /METHOD=CORRELATION.	
Ressources	Prozessor Time	00:00:00,67
	Time Elapsed	00:00:00,64
	Maximum Memory Needed	28528 (27,859K) Byte

Correlation Matrix^a

	Immigration bad or good for country's economy	Country's cultural life undermined or enriched by immigrants	Immigrants make country worse or better place to live	Qualification for immigration: good educational qualifications	Qualification for immigration: speak country's official language	Qualification for immigration: Christian background	Qualification for immigration: be white	Qualification for immigration: work skills needed in country	Qualification for immigration: committed to way of life in country	Immigrants take jobs away in country or create new jobs	Taxes and services: immigrants take out more than they put in or less	Immigrants make country's crime problems worse or better	Government should be generous judging applications for refugee status	Compared to yourself government treats new immigrants better or worse	Religious beliefs and practices undermined or enriched by immigrants	
Correlation	Immigration bad or good for country's economy	1,000	0,618	0,647	-0,127	-0,219	-0,185	-0,254	-0,220	-0,229	0,536	0,474	0,350	-0,340	0,343	0,396
	Country's cultural life undermined or enriched by immigrants	0,618	1,000	0,695	-0,186	-0,274	-0,280	-0,318	-0,279	-0,249	0,474	0,444	0,336	-0,365	0,379	0,527
	Immigrants make country worse or better place to live	0,647	0,695	1,000	-0,177	-0,265	-0,233	-0,280	-0,289	-0,279	0,520	0,485	0,415	-0,385	0,372	0,467
	Qualification for immigration: good educational qualifications	-0,127	-0,186	-0,177	1,000	0,543	0,297	0,221	0,595	0,331	-0,089	-0,114	-0,080	0,179	-0,169	-0,148
	Qualification for immigration: speak country's official language	-0,219	-0,274	-0,265	0,543	1,000	0,278	0,252	0,526	0,408	-0,169	-0,186	-0,137	0,213	-0,215	-0,220
	Qualification for immigration: Christian background	-0,185	-0,280	-0,233	0,297	0,278	1,000	0,593	0,362	0,273	-0,144	-0,115	-0,060	0,164	-0,185	-0,193
	Qualification for immigration: be white	-0,254	-0,318	-0,280	0,221	0,252	0,593	1,000	0,346	0,251	-0,222	-0,154	-0,089	0,210	-0,192	-0,204
	Qualification for immigration: work skills needed in country	-0,220	-0,279	-0,289	0,595	0,526	0,362	0,346	1,000	0,481	-0,177	-0,174	-0,144	0,242	-0,224	-0,208
	Qualification for immigration: committed to way of life in country	-0,229	-0,249	-0,279	0,331	0,408	0,273	0,251	0,481	1,000	-0,152	-0,206	-0,180	0,259	-0,200	-0,218
	Immigrants take jobs away in country or create new jobs	0,536	0,474	0,520	-0,089	-0,169	-0,144	-0,222	-0,177	-0,152	1,000	0,519	0,367	-0,286	0,313	0,357
	Taxes and services: immigrants take out more than they put in or less	0,474	0,444	0,485	-0,114	-0,186	-0,115	-0,154	-0,174	-0,206	0,519	1,000	0,460	-0,305	0,328	0,370
	Immigrants make country's crime problems worse or better	0,350	0,336	0,415	-0,080	-0,137	-0,060	-0,089	-0,144	-0,180	0,367	0,460	1,000	-0,264	0,220	0,317
	Government should be generous judging applications for refugee status	-0,340	-0,365	-0,385	0,179	0,213	0,164	0,210	0,242	0,259	-0,286	-0,305	-0,264	1,000	-0,265	-0,291
	Compared to yourself government treats new immigrants better or worse	0,343	0,379	0,372	-0,169	-0,215	-0,185	-0,192	-0,224	-0,200	0,313	0,328	0,220	-0,265	1,000	0,287
	Religious beliefs and practices undermined or enriched by immigrants	0,396	0,527	0,467	-0,148	-0,220	-0,193	-0,204	-0,208	-0,218	0,357	0,370	0,317	-0,291	0,287	1,000

Sig (1-tailed)	Immigration bad or good for country's economy		0,000	0,000	0,000	0,000	0,000	0,000	0,000	0,000	0,000	0,000	0,000	0,000	0,000
	Country's cultural life undermined or enriched by immigrants	0,000		0,000	0,000	0,000	0,000	0,000	0,000	0,000	0,000	0,000	0,000	0,000	0,000
	Immigrants make country worse or better place to live	0,000	0,000		0,000	0,000	0,000	0,000	0,000	0,000	0,000	0,000	0,000	0,000	0,000
	Qualification for immigration: good educational qualifications	0,000	0,000	0,000		0,000	0,000	0,000	0,000	0,000	0,000	0,000	0,000	0,000	0,000
	Qualification for immigration: speak country's official language	0,000	0,000	0,000	0,000		0,000	0,000	0,000	0,000	0,000	0,000	0,000	0,000	0,000
	Qualification for immigration: Christian background	0,000	0,000	0,000	0,000	0,000		0,000	0,000	0,000	0,000	0,000	0,000	0,000	0,000
	Qualification for immigration: be white	0,000	0,000	0,000	0,000	0,000	0,000		0,000	0,000	0,000	0,000	0,000	0,000	0,000
	Qualification for immigration: work skills needed in country	0,000	0,000	0,000	0,000	0,000	0,000	0,000		0,000	0,000	0,000	0,000	0,000	0,000
	Qualification for immigration: committed to way of life in country	0,000	0,000	0,000	0,000	0,000	0,000	0,000	0,000		0,000	0,000	0,000	0,000	0,000
	Immigrants take jobs away in country or create new jobs	0,000	0,000	0,000	0,000	0,000	0,000	0,000	0,000	0,000		0,000	0,000	0,000	0,000
	Taxes and services: immigrants take out more than they put in or less	0,000	0,000	0,000	0,000	0,000	0,000	0,000	0,000	0,000	0,000		0,000	0,000	0,000
	Immigrants make country's crime problems worse or better	0,000	0,000	0,000	0,000	0,000	0,000	0,000	0,000	0,000	0,000		0,000	0,000	0,000
	Government should be generous judging applications for refugee status	0,000	0,000	0,000	0,000	0,000	0,000	0,000	0,000	0,000	0,000	0,000		0,000	0,000
	Compared to yourself government treats new immigrants better or worse	0,000	0,000	0,000	0,000	0,000	0,000	0,000	0,000	0,000	0,000	0,000	0,000		0,000
	Religious beliefs and practices undermined or enriched by immigrants	0,000	0,000	0,000	0,000	0,000	0,000	0,000	0,000	0,000	0,000	0,000	0,000	0,000	

a. Determinant = ,004

Inverse Correlation Matrix

	Immigration bad or good for country's economy	Country's cultural life undermined or enriched by immigrants	Immigrants make country worse or better place to live	Qualification for immigration: good educational qualifications	Qualification for immigration: speak country's official language	Qualification for immigration: Christian background	Qualification for immigration: be white	Qualification for immigration: work skills needed in country	Qualification for immigration: committed to way of life in country	Immigrants take jobs away in country or create new jobs	Taxes and services: immigrants take out more than they put in or less	Immigrants make country's crime problems worse or better	Government should be generous judging applications for refugee status	Compared to yourself government treats new immigrants better or worse	Religious beliefs and practices undermined or enriched by immigrants
Immigration bad or good for country's economy	2,095	-0,517	-0,620	-0,044	0,027	-0,049	0,074	-0,021	0,049	-0,389	-0,192	-0,026	0,076	-0,073	0,005
Country's cultural life undermined or enriched by immigrants	-0,517	2,447	-0,903	-0,005	0,077	0,137	0,124	0,024	-0,052	-0,084	-0,076	0,035	0,096	-0,146	-0,486
Immigrants make country worse or better place to live	-0,620	-0,903	2,540	-0,033	0,026	0,015	0,029	0,110	0,086	-0,241	-0,130	-0,252	0,144	-0,092	-0,130
Qualification for immigration: good educational qualifications	-0,044	-0,005	-0,033	1,772	-0,562	-0,164	0,084	-0,748	0,017	-0,055	0,013	-0,018	-0,047	0,033	0,007
Qualification for immigration: speak country's official language	0,027	0,077	0,026	-0,562	1,664	-0,030	-0,031	-0,332	-0,255	0,009	0,028	-0,009	-0,011	0,049	0,054
Qualification for immigration: Christian background	-0,049	0,137	0,015	-0,164	-0,030	1,663	-0,844	-0,122	-0,099	-0,042	-0,029	-0,054	0,027	0,051	0,046
Qualification for immigration: be white	0,074	0,124	0,029	0,084	-0,031	-0,844	1,665	-0,208	-0,027	0,117	-0,039	-0,058	-0,074	0,008	-0,006
Qualification for immigration: work skills needed in country	-0,021	0,024	0,110	-0,748	-0,332	-0,122	-0,208	2,003	-0,444	0,036	-0,042	0,020	-0,047	0,047	-0,018
Qualification for immigration: committed to way of life in country	0,049	-0,052	0,086	0,017	-0,255	-0,099	-0,027	-0,444	1,429	-0,090	0,065	0,064	-0,126	0,025	0,053
Immigrants take jobs away in country or create new jobs	-0,389	-0,084	-0,241	-0,055	0,009	-0,042	0,117	0,036	-0,090	1,714	-0,434	-0,121	0,032	-0,087	-0,070
Taxes and services: immigrants take out more than they put in or less	-0,192	-0,076	-0,130	0,013	0,028	-0,029	-0,039	-0,042	0,065	-0,434	1,707	-0,386	0,077	-0,144	-0,114
Immigrants make country's crime problems worse or better	-0,026	0,035	-0,252	-0,018	-0,009	-0,054	-0,058	0,020	0,064	-0,121	-0,386	1,392	0,090	-0,001	-0,128
Government should be generous judging applications for refugee status	0,076	0,096	0,144	-0,047	-0,011	0,027	-0,074	-0,047	-0,126	0,032	0,077	0,090	1,285	0,092	0,075
Compared to yourself government treats new immigrants better or worse	-0,073	-0,146	-0,092	0,033	0,049	0,051	0,008	0,047	0,025	-0,087	-0,144	-0,001	0,092	1,274	-0,063
Religious beliefs and practices undermined or enriched by immigrants	0,005	-0,486	-0,130	0,007	0,054	0,046	-0,006	-0,018	0,053	-0,070	-0,114	-0,128	0,075	-0,063	1,491

Anti-Image-Matrizen

		Immigration bad or good for country's economy	Country's cultural life undermined or enriched by immigrants	Immigrants make country worse or better place to live	Qualification for immigration: good educational qualifications	Qualification for immigration: speak country's official language	Qualification for immigration: Christian background	Qualification for immigration: be white	Qualification for immigration: work skills needed in country	Qualification for immigration: committed to way of life in country	Immigrants take jobs away in country or create new jobs	Taxes and services: immigrants take out more than they put in or less	Immigrants make country's crime problems worse or better	Government should be generous judging applications for refugee status	Compared to yourself government treats new immigrants better or worse	Religious beliefs and practices undermined or enriched by immigrants
Anti-Image-Kovarianz	Immigration bad or good for country's economy	0,477	-0,101	-0,117	-0,012	0,008	-0,014	0,021	-0,005	0,016	-0,108	-0,054	-0,009	0,028	-0,027	0,001
	Country's cultural life undermined or enriched by immigrants	-0,101	0,409	-0,145	-0,001	0,019	0,034	0,031	0,005	-0,015	-0,020	-0,018	0,010	0,030	-0,047	-0,133
	Immigrants make country worse or better place to live	-0,117	-0,145	0,394	-0,007	0,006	0,004	0,007	0,022	0,024	-0,055	-0,030	-0,071	0,044	-0,028	-0,034
	Qualification for immigration: good educational qualifications	-0,012	-0,001	-0,007	0,564	-0,190	-0,056	0,029	-0,211	0,007	-0,018	0,004	-0,007	-0,021	0,015	0,002
	Qualification for immigration: speak country's official language	0,008	0,019	0,006	-0,190	0,601	-0,011	-0,011	-0,100	-0,107	0,003	0,010	-0,004	-0,005	0,023	0,022
	Qualification for immigration: Christian background	-0,014	0,034	0,004	-0,056	-0,011	0,601	-0,305	-0,037	-0,042	-0,015	-0,010	-0,023	0,012	0,024	0,019
	Qualification for immigration: be white	0,021	0,031	0,007	0,029	-0,011	-0,305	0,601	-0,062	-0,011	0,041	-0,014	-0,025	-0,035	0,004	-0,003
	Qualification for immigration: work skills needed in country	-0,005	0,005	0,022	-0,211	-0,100	-0,037	-0,062	0,499	-0,155	0,010	-0,012	0,007	-0,018	0,018	-0,006
	Qualification for immigration: committed to way of life in country	0,016	-0,015	0,024	0,007	-0,107	-0,042	-0,011	-0,155	0,700	-0,037	0,027	0,032	-0,069	0,014	0,025
	Immigrants take jobs away in country or create new jobs	-0,108	-0,020	-0,055	-0,018	0,003	-0,015	0,041	0,010	-0,037	0,584	-0,148	-0,051	0,015	-0,040	-0,028
	Taxes and services: immigrants take out more than they put in or less	-0,054	-0,018	-0,030	0,004	0,010	-0,010	-0,014	-0,012	0,027	-0,148	0,586	-0,162	0,035	-0,066	-0,045
	Immigrants make country's crime problems worse or better	-0,009	0,010	-0,071	-0,007	-0,004	-0,023	-0,025	0,007	0,032	-0,051	-0,162	0,719	0,050	-0,001	-0,062
	Government should be generous judging applications for refugee status	0,028	0,030	0,044	-0,021	-0,005	0,012	-0,035	-0,018	-0,069	0,015	0,035	0,050	0,778	0,056	0,039
	Compared to yourself government treats new immigrants better or worse	-0,027	-0,047	-0,028	0,015	0,023	0,024	0,004	0,018	0,014	-0,040	-0,066	-0,001	0,056	0,785	-0,033
	Religious beliefs and practices undermined or enriched by immigrants	0,001	-0,133	-0,034	0,002	0,022	0,019	-0,003	-0,006	0,025	-0,028	-0,045	-0,062	0,039	-0,033	0,671

Anti-Image-Korrelation	Immigration bad or good for country's economy	,919 ^a	-0,228	-0,269	-0,023	0,014	-0,026	0,040	-0,010	0,028	-0,205	-0,102	-0,015	0,047	-0,045	0,003
	Country's cultural life undermined or enriched by immigrants	-0,228	,898 ^a	-0,362	-0,002	0,038	0,068	0,062	0,011	-0,028	-0,041	-0,037	0,019	0,054	-0,083	-0,254
	Immigrants make country worse or better place to live	-0,269	-0,362	,906 ^a	-0,016	0,013	0,007	0,014	0,049	0,045	-0,116	-0,062	-0,134	0,080	-0,051	-0,067
	Qualification for immigration: good educational qualifications	-0,023	-0,002	-0,016	,796 ^a	-0,327	-0,096	0,049	-0,397	0,010	-0,031	0,007	-0,012	-0,031	0,022	0,004
	Qualification for immigration: speak country's official language	0,014	0,038	0,013	-0,327	,882 ^a	-0,018	-0,019	-0,182	-0,166	0,006	0,017	-0,006	-0,007	0,034	0,034
	Qualification for immigration: Christian background	-0,026	0,068	0,007	-0,096	-0,018	,782 ^a	-0,507	-0,067	-0,064	-0,025	-0,017	-0,036	0,018	0,035	0,029
	Qualification for immigration: be white	0,040	0,062	0,014	0,049	-0,019	-0,507	,791 ^a	-0,114	-0,018	0,069	-0,023	-0,038	-0,051	0,005	-0,004
	Qualification for immigration: work skills needed in country	-0,010	0,011	0,049	-0,397	-0,182	-0,067	-0,114	,846 ^a	-0,263	0,019	-0,022	0,012	-0,029	0,029	-0,010
	Qualification for immigration: committed to way of life in country	0,028	-0,028	0,045	0,010	-0,166	-0,064	-0,018	-0,263	,899 ^a	-0,057	0,042	0,046	-0,093	0,019	0,036
	Immigrants take jobs away in country or create new jobs	-0,205	-0,041	-0,116	-0,031	0,006	-0,025	0,069	0,019	-0,057	,920 ^a	-0,254	-0,078	0,022	-0,059	-0,044
	Taxes and services: immigrants take out more than they put in or less	-0,102	-0,037	-0,062	0,007	0,017	-0,017	-0,023	-0,022	0,042	-0,254	,909 ^a	-0,250	0,052	-0,098	-0,071
	Immigrants make country's crime problems worse or better	-0,015	0,019	-0,134	-0,012	-0,006	-0,036	-0,038	0,012	0,046	-0,078	-0,250	,910 ^a	0,067	-0,001	-0,089
	Government should be generous judging applications for refugee status	0,047	0,054	0,080	-0,031	-0,007	0,018	-0,051	-0,029	-0,093	0,022	0,052	0,067	,963 ^a	0,072	0,054
	Compared to yourself government treats new immigrants better or worse	-0,045	-0,083	-0,051	0,022	0,034	0,035	0,005	0,029	0,019	-0,059	-0,098	-0,001	0,072	,967 ^a	-0,046
	Religious beliefs and practices undermined or enriched by immigrants	0,003	-0,254	-0,067	0,004	0,034	0,029	-0,004	-0,010	0,036	-0,044	-0,071	-0,089	0,054	-0,046	,939 ^a

a. Maß der Stichprobeneignung

KMO- und Bartlett-Test

Sampling Adequacy of Kaiser-Meyer-Olkin.		0,890
Bartlett's Test of Sphericity	Approximate Chi-Square	150872,911
	df	105
	Sig. after Bartlett	0,000

Communalities

	Anfänglich	Extraktion
Immigration bad or good for country's economy	1,000	0,617
Country's cultural life undermined or enriched by immigrants	1,000	0,658
Immigrants make country worse or better place to live	1,000	0,683
Qualification for immigration: good educational qualifications	1,000	0,670
Qualification for immigration: speak country's official language	1,000	0,634
Qualification for immigration: Christian background	1,000	0,755
Qualification for immigration: be white	1,000	0,766
Qualification for immigration: work skills needed in country	1,000	0,700
Qualification for immigration: committed to way of life in country	1,000	0,461
Immigrants take jobs away in country or create new jobs	1,000	0,537
Taxes and services: immigrants take out more than they put in or less	1,000	0,550
Immigrants make country's crime problems worse or better	1,000	0,436
Government should be generous judging applications for refugee status	1,000	0,304
Compared to yourself government treats new immigrants better or worse	1,000	0,294
Religious beliefs and practices undermined or enriched by immigrants	1,000	0,413

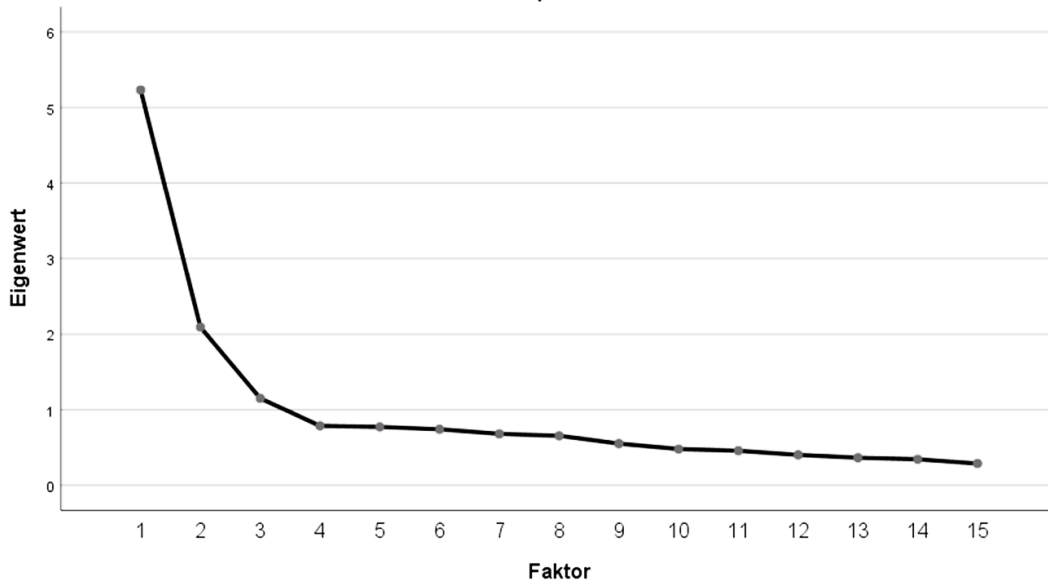
Extraction Method: Principal Component Analysis.

Total Variance Explained

Components	Initial Eigenvalues			Extraction Sums of Squared Loadings			Rotation Sums of Squared Loadings		
	Total	% of Variance	Cummulative %	Total	% of Variance	Cummulative %	Total	% of Variance	Cummulative %
1	5,233	34,884	34,884	5,233	34,884	34,884	4,238	28,251	28,251
2	2,093	13,956	48,839	2,093	13,956	48,839	2,556	17,037	45,289
3	1,151	7,673	56,512	1,151	7,673	56,512	1,683	11,223	56,512
4	0,787	5,246	61,758						
5	0,772	5,146	66,904						
6	0,742	4,946	71,850						
7	0,680	4,536	76,385						
8	0,655	4,365	80,751						
9	0,552	3,680	84,431						
10	0,479	3,194	87,626						
11	0,457	3,047	90,673						
12	0,402	2,682	93,355						
13	0,364	2,430	95,785						
14	0,344	2,296	98,081						
15	0,288	1,919	100,000						

Extraction Method: Principal Component Analysis.

Screepplot



Factor Matrix^a

	Factor		
	1	2	3
Immigrants make country worse or better place to live	0,781		
Country's cultural life undermined or enriched by immigrants	0,769		
Immigration bad or good for country's economy	0,716	0,317	
Immigrants take jobs away in country or create new jobs	0,636	0,364	
Taxes and services: immigrants take out more than they put in or less	0,631	0,359	
Religious beliefs and practices undermined or enriched by immigrants	0,611		
Government should be generous judging applications for refugee status	-0,542		
Compared to yourself government treats new immigrants better or worse	0,534		
Qualification for immigration: speak country's official language	-0,526	0,512	-0,308
Immigrants make country's crime problems worse or better	0,511	0,333	
Qualification for immigration: committed to way of life in country	-0,509	0,393	
Qualification for immigration: good educational qualifications	-0,438	0,619	-0,308
Qualification for immigration: work skills needed in country	-0,565	0,586	
Qualification for immigration: be white	-0,495	0,334	0,640
Qualification for immigration: Christian background	-0,459	0,441	0,592

Extraction Method: Principal Components Analysis.

a. 3 factors extracted

Reproduced Correlations

	Immigration bad or good for country's economy	Country's cultural life undermined or enriched by immigrants	Immigrants make country worse or better place to live	Qualification for immigration: good educational qualifications	Qualification for immigration: speak country's official language	Qualification for immigration: Christian background	Qualification for immigration: be white	Qualification for immigration: work skills needed in country	Qualification for immigration: committed to way of life in country	Immigrants take jobs away in country or create new jobs	Taxes and services: immigrants take out more than they put in or less	Immigrants make country's crime problems worse or better	Government should be generous judging applications for refugee status	Compared to yourself government treats new immigrants better or worse	Religious beliefs and practices undermined or enriched by immigrants	
Reproduced Correlations	,617 ^a	0,629	0,646	-0,098	-0,195	-0,225	-0,288	-0,207	-0,226	0,572	0,557	0,456	-0,403	0,411	0,501	
	Country's cultural life undermined or enriched by immigrants	0,629	,658 ^a	0,665	-0,160	-0,251	-0,334	-0,391	-0,279	-0,276	0,573	0,545	0,433	-0,420	0,430	0,516
	Immigrants make country worse or better place to live	0,646	0,665	,683 ^a	-0,166	-0,263	-0,262	-0,320	-0,278	-0,285	0,595	0,584	0,479	-0,437	0,442	0,531
	Qualification for immigration: good educational qualifications	-0,098	-0,160	-0,166	,670 ^a	0,642	0,292	0,226	0,670	0,533	-0,046	-0,100	-0,096	0,223	-0,180	-0,140
	Qualification for immigration: speak country's official language	-0,195	-0,251	-0,263	0,642	,634 ^a	0,285	0,235	0,657	0,536	-0,140	-0,194	-0,176	0,277	-0,236	-0,215
	Qualification for immigration: Christian background	-0,225	-0,334	-0,262	0,292	0,285	,755 ^a	0,753	0,403	0,278	-0,147	-0,042	0,062	0,173	-0,199	-0,204
	Qualification for immigration: be white	-0,288	-0,391	-0,320	0,226	0,235	0,753	,766 ^a	0,351	0,244	-0,210	-0,096	0,020	0,195	-0,228	-0,247
	Qualification for immigration: work skills needed in country	-0,207	-0,279	-0,278	0,670	0,657	0,403	0,351	,700 ^a	0,560	-0,141	-0,175	-0,143	0,284	-0,249	-0,226
	Qualification for immigration: committed to way of life in country	-0,226	-0,276	-0,285	0,533	0,536	0,278	0,244	0,560	,461 ^a	-0,175	-0,213	-0,184	0,268	-0,237	-0,230
	Immigrants take jobs away in country or create new jobs	0,572	0,573	0,595	-0,046	-0,140	-0,147	-0,210	-0,141	-0,175	,537 ^a	0,528	0,439	-0,365	0,373	0,461
	Taxes and services: immigrants take out more than they put in or less	0,557	0,545	0,584	-0,100	-0,194	-0,042	-0,096	-0,175	-0,213	0,528	,550 ^a	0,480	-0,377	0,372	0,454
	Immigrants make country's crime problems worse or better	0,456	0,433	0,479	-0,096	-0,176	0,062	0,020	-0,143	-0,184	0,439	0,480	,436 ^a	-0,318	0,306	0,374
	Government should be generous judging applications for refugee status	-0,403	-0,420	-0,437	0,223	0,277	0,173	0,195	0,284	0,268	-0,365	-0,377	-0,318	,304 ^a	-0,296	-0,342
	Compared to yourself government treats new immigrants better or worse	0,411	0,430	0,442	-0,180	-0,236	-0,199	-0,228	-0,249	-0,237	0,373	0,372	0,306	-0,296	,294 ^a	0,344
	Religious beliefs and practices undermined or enriched by immigrants	0,501	0,516	0,531	-0,140	-0,215	-0,204	-0,247	-0,226	-0,230	0,461	0,454	0,374	-0,342	0,344	,413 ^a

Residual ^b	Immigration bad or good for country's economy		-0,011	0,001	-0,028	-0,023	0,040	0,034	-0,014	-0,002	-0,037	-0,082	-0,106	0,063	-0,069	-0,105
	Country's cultural life undermined or enriched by immigrants	-0,011		0,030	-0,026	-0,022	0,054	0,073	8,704E-05	0,026	-0,099	-0,101	-0,098	0,055	-0,051	0,011
	Immigrants make country worse or better place to live	0,001	0,030		-0,011	-0,002	0,029	0,040	-0,011	0,005	-0,075	-0,099	-0,064	0,052	-0,069	-0,064
	Qualification for immigration: good educational qualifications	-0,028	-0,026	-0,011		-0,099	0,006	-0,005	-0,075	-0,202	-0,044	-0,013	0,016	-0,044	0,010	-0,008
	Qualification for immigration: speak country's official language	-0,023	-0,022	-0,002	-0,099		-0,007	0,017	-0,131	-0,128	-0,029	0,008	0,040	-0,064	0,022	-0,004
	Qualification for immigration: Christian background	0,040	0,054	0,029	0,006	-0,007		-0,160	-0,041	-0,004	0,004	-0,072	-0,121	-0,009	0,014	0,011
	Qualification for immigration: be white	0,034	0,073	0,040	-0,005	0,017	-0,160		-0,005	0,007	-0,012	-0,058	-0,109	0,014	0,036	0,043
	Qualification for immigration: work skills needed in country	-0,014	8,704E-05	-0,011	-0,075	-0,131	-0,041	-0,005		-0,079	-0,036	0,001	-0,001	-0,042	0,025	0,018
	Qualification for immigration: committed to way of life in country	-0,002	0,026	0,005	-0,202	-0,128	-0,004	0,007	-0,079		0,023	0,007	0,004	-0,008	0,038	0,011
	Immigrants take jobs away in country or create new jobs	-0,037	-0,099	-0,075	-0,044	-0,029	0,004	-0,012	-0,036	0,023		-0,009	-0,072	0,079	-0,060	-0,103
	Taxes and services: immigrants take out more than they put in or less	-0,082	-0,101	-0,099	-0,013	0,008	-0,072	-0,058	0,001	0,007	-0,009		-0,020	0,072	-0,043	-0,084
	Immigrants make country's crime problems worse or better	-0,106	-0,098	-0,064	0,016	0,040	-0,121	-0,109	-0,001	0,004	-0,072	-0,020		0,054	-0,086	-0,057
	Government should be generous judging applications for refugee status	0,063	0,055	0,052	-0,044	-0,064	-0,009	0,014	-0,042	-0,008	0,079	0,072	0,054		0,031	0,051
	Compared to yourself government treats new immigrants better or worse	-0,069	-0,051	-0,069	0,010	0,022	0,014	0,036	0,025	0,038	-0,060	-0,043	-0,086	0,031		-0,057
	Religious beliefs and practices undermined or enriched by immigrants	-0,105	0,011	-0,064	-0,008	-0,004	0,011	0,043	0,018	0,011	-0,103	-0,084	-0,057	0,051	-0,057	

Extraction Method: Principal Component Analysis.

a. Reproduced Correlations.

b. Residuals are computed between observed and reproduced correlations. There are 41 (39,0%) nonredundant residuals with absolute values greater than 0,05.

Rotated Factor Matrix^a

	Factor		
	1	2	3
Immigrants make country worse or better place to live	0,793		
Immigration bad or good for country's economy	0,766		
Country's cultural life undermined or enriched by immigrants	0,752		
Taxes and services: immigrants take out more than they put in or less	0,732		
Immigrants take jobs away in country or create new jobs	0,727		
Immigrants make country's crime problems worse or better	0,624		
Religious beliefs and practices undermined or enriched by immigrants	0,615		
Compared to yourself government treats new immigrants better or worse	0,494		
Government should be generous judging applications for refugee status	-0,489		
Qualification for immigration: good educational qualifications		0,812	
Qualification for immigration: work skills needed in country		0,792	
Qualification for immigration: speak country's official language		0,773	
Qualification for immigration: committed to way of life in country		0,633	
Qualification for immigration: be white			0,839
Qualification for immigration: Christian background			0,824

Extraction Method: Principal Component Analysis.
 Rotation Method: Varimax with Kaiser-Normalisation.^a
 a. Rotation converged in 5 Iterations.

Factor Transformation Matrix

Factor	1	2	3
1	0,827	-0,465	-0,315
2	0,558	0,743	0,368
3	0,063	-0,481	0,875

Extraction Method: Principal Component Analysis.
 Rotation Method: Varimax with Kaiser-Normalisation.

1.1.2 Oblique Rotation (direct oblimin)

		Notes
Log generated		15-JUL-2019 16:37:51
Kommentare		
Input	Data	C:\Users\Mo\Documents\Uni\10 Sommersemester 2018\Masterarbeit\SPSS\ESS\ESS7e02_2_trimmed.sav
	Active Data Set	DataSet1
	Filter	<none>
	Weighted	<none>
	Split Data	<none>
	Number of rows in Data	40185
Processing of Missing Values	Definition of Missing	MISSING=EXCLUDE: Defined missing values treated as missingt.
	Processed Cases	LISTWISE: Statistics based on cases which feature no missing values for any of the processed cases.
Syntax	<p>FACTOR</p> <p>/VARIABLES imbgeco imueclt imwbcnt qfimedu qfimlng qfimchr qfimwht qfimwsk qfимcmt imtcjob imbleco imwbcrm gvrfgap gvtrimg rlgueim</p> <p>/MISSING LISTWISE</p> <p>/ANALYSIS imbgeco imueclt imwbcnt qfimedu qfimlng qfimchr qfimwht qfimwsk qfимcmt imtcjob imbleco imwbcrm gvrfgap gvtrimg rlgueim</p> <p>/PRINT UNIVARIATE INITIAL CORRELATION SIG DET KMO INV REPR AIC EXTRACTION ROTATION</p> <p>/FORMAT SORT BLANK(.30)</p> <p>/PLOT EIGEN</p> <p>/CRITERIA MINEIGEN(1) ITERATE(25)</p> <p>/EXTRACTION PC</p> <p>/CRITERIA ITERATE(25) DELTA(0.3)</p> <p>/ROTATION OBLIMIN</p> <p>/METHOD=CORRELATION.</p>	
Ressources	Prozessor Time	00:00:00,33
	Time Elapsed	00:00:00,29
	Maximum Memory Needed	28528 (27,859K) Byte

Correlation Matrix^a

	Immigration bad or good for country's economy	Country's cultural life undermined or enriched by immigrants	Immigrants make country worse or better place to live	Qualification for immigration: good educational qualifications	Qualification for immigration: speak country's official language	Qualification for immigration: Christian background	Qualification for immigration: be white	Qualification for immigration: work skills needed in country	Qualification for immigration: committed to way of life in country	Immigrants take jobs away in country or create new jobs	Taxes and services: immigrants take out more than they put in or less	Immigrants make country's crime problems worse or better	Government should be generous judging applications for refugee status	Compared to yourself government treats new immigrants better or worse	Religious beliefs and practices undermined or enriched by immigrants
Correlation	1,000	0,618	0,647	-0,127	-0,219	-0,185	-0,254	-0,220	-0,229	0,536	0,474	0,350	-0,340	0,343	0,396
Country's cultural life undermined or enriched by immigrants	0,618	1,000	0,695	-0,186	-0,274	-0,280	-0,318	-0,279	-0,249	0,474	0,444	0,336	-0,365	0,379	0,527
Immigrants make country worse or better place to live	0,647	0,695	1,000	-0,177	-0,265	-0,233	-0,280	-0,289	-0,279	0,520	0,485	0,415	-0,385	0,372	0,467
Qualification for immigration: good educational qualifications	-0,127	-0,186	-0,177	1,000	0,543	0,297	0,221	0,595	0,331	-0,089	-0,114	-0,080	0,179	-0,169	-0,148
Qualification for immigration: speak country's official language	-0,219	-0,274	-0,265	0,543	1,000	0,278	0,252	0,526	0,408	-0,169	-0,186	-0,137	0,213	-0,215	-0,220
Qualification for immigration: Christian background	-0,185	-0,280	-0,233	0,297	0,278	1,000	0,593	0,362	0,273	-0,144	-0,115	-0,060	0,164	-0,185	-0,193
Qualification for immigration: be white	-0,254	-0,318	-0,280	0,221	0,252	0,593	1,000	0,346	0,251	-0,222	-0,154	-0,089	0,210	-0,192	-0,204
Qualification for immigration: work skills needed in country	-0,220	-0,279	-0,289	0,595	0,526	0,362	0,346	1,000	0,481	-0,177	-0,174	-0,144	0,242	-0,224	-0,208
Qualification for immigration: committed to way of life in country	-0,229	-0,249	-0,279	0,331	0,408	0,273	0,251	0,481	1,000	-0,152	-0,206	-0,180	0,259	-0,200	-0,218
Immigrants take jobs away in country or create new jobs	0,536	0,474	0,520	-0,089	-0,169	-0,144	-0,222	-0,177	-0,152	1,000	0,519	0,367	-0,286	0,313	0,357
Taxes and services: immigrants take out more than they put in or less	0,474	0,444	0,485	-0,114	-0,186	-0,115	-0,154	-0,174	-0,206	0,519	1,000	0,460	-0,305	0,328	0,370
Immigrants make country's crime problems worse or better	0,350	0,336	0,415	-0,080	-0,137	-0,060	-0,089	-0,144	-0,180	0,367	0,460	1,000	-0,264	0,220	0,317
Government should be generous judging applications for refugee status	-0,340	-0,365	-0,385	0,179	0,213	0,164	0,210	0,242	0,259	-0,286	-0,305	-0,264	1,000	-0,265	-0,291
Compared to yourself government treats new immigrants better or worse	0,343	0,379	0,372	-0,169	-0,215	-0,185	-0,192	-0,224	-0,200	0,313	0,328	0,220	-0,265	1,000	0,287
Religious beliefs and practices undermined or enriched by immigrants	0,396	0,527	0,467	-0,148	-0,220	-0,193	-0,204	-0,208	-0,218	0,357	0,370	0,317	-0,291	0,287	1,000

Sig. (1-tailed)	Immigration bad or good for country's economy		0,000	0,000	0,000	0,000	0,000	0,000	0,000	0,000	0,000	0,000	0,000	0,000	0,000	0,000
	Country's cultural life undermined or enriched by immigrants	0,000		0,000	0,000	0,000	0,000	0,000	0,000	0,000	0,000	0,000	0,000	0,000	0,000	0,000
	Immigrants make country worse or better place to live	0,000	0,000		0,000	0,000	0,000	0,000	0,000	0,000	0,000	0,000	0,000	0,000	0,000	0,000
	Qualification for immigration: good educational qualifications	0,000	0,000	0,000		0,000	0,000	0,000	0,000	0,000	0,000	0,000	0,000	0,000	0,000	0,000
	Qualification for immigration: speak country's official language	0,000	0,000	0,000	0,000		0,000	0,000	0,000	0,000	0,000	0,000	0,000	0,000	0,000	0,000
	Qualification for immigration: Christian background	0,000	0,000	0,000	0,000	0,000		0,000	0,000	0,000	0,000	0,000	0,000	0,000	0,000	0,000
	Qualification for immigration: be white	0,000	0,000	0,000	0,000	0,000	0,000		0,000	0,000	0,000	0,000	0,000	0,000	0,000	0,000
	Qualification for immigration: work skills needed in country	0,000	0,000	0,000	0,000	0,000	0,000	0,000		0,000	0,000	0,000	0,000	0,000	0,000	0,000
	Qualification for immigration: committed to way of life in country	0,000	0,000	0,000	0,000	0,000	0,000	0,000	0,000		0,000	0,000	0,000	0,000	0,000	0,000
	Immigrants take jobs away in country or create new jobs	0,000	0,000	0,000	0,000	0,000	0,000	0,000	0,000	0,000		0,000	0,000	0,000	0,000	0,000
	Taxes and services: immigrants take out more than they put in or less	0,000	0,000	0,000	0,000	0,000	0,000	0,000	0,000	0,000	0,000		0,000	0,000	0,000	0,000
	Immigrants make country's crime problems worse or better	0,000	0,000	0,000	0,000	0,000	0,000	0,000	0,000	0,000	0,000		0,000	0,000	0,000	0,000
	Government should be generous judging applications for refugee status	0,000	0,000	0,000	0,000	0,000	0,000	0,000	0,000	0,000	0,000	0,000		0,000	0,000	0,000
	Compared to yourself government treats new immigrants better or worse	0,000	0,000	0,000	0,000	0,000	0,000	0,000	0,000	0,000	0,000	0,000	0,000		0,000	0,000
	Religious beliefs and practices undermined or enriched by immigrants	0,000	0,000	0,000	0,000	0,000	0,000	0,000	0,000	0,000	0,000	0,000	0,000	0,000	0,000	0,000

a. Determinant = ,004

Inverse Korrelationsmatrix

	Immigration bad or good for country's economy	Country's cultural life undermined or enriched by immigrants	Immigrants make country worse or better place to live	Qualification for immigration: good educational qualifications	Qualification for immigration: speak country's official language	Qualification for immigration: Christian background	Qualification for immigration: be white	Qualification for immigration: work skills needed in country	Qualification for immigration: committed to way of life in country	Immigrants take jobs away in country or create new jobs	Taxes and services: immigrants take out more than they put in or less	Immigrants make country's crime problems worse or better	Government should be generous judging applications for refugee status	Compared to yourself government treats new immigrants better or worse	Religious beliefs and practices undermined or enriched by immigrants
Immigration bad or good for country's economy	2,095	-0,517	-0,620	-0,044	0,027	-0,049	0,074	-0,021	0,049	-0,389	-0,192	-0,026	0,076	-0,073	0,005
Country's cultural life undermined or enriched by immigrants	-0,517	2,447	-0,903	-0,005	0,077	0,137	0,124	0,024	-0,052	-0,084	-0,076	0,035	0,096	-0,146	-0,486
Immigrants make country worse or better place to live	-0,620	-0,903	2,540	-0,033	0,026	0,015	0,029	0,110	0,086	-0,241	-0,130	-0,252	0,144	-0,092	-0,130
Qualification for immigration: good educational qualifications	-0,044	-0,005	-0,033	1,772	-0,562	-0,164	0,084	-0,748	0,017	-0,055	0,013	-0,018	-0,047	0,033	0,007
Qualification for immigration: speak country's official language	0,027	0,077	0,026	-0,562	1,664	-0,030	-0,031	-0,332	-0,255	0,009	0,028	-0,009	-0,011	0,049	0,054
Qualification for immigration: Christian background	-0,049	0,137	0,015	-0,164	-0,030	1,663	-0,844	-0,122	-0,099	-0,042	-0,029	-0,054	0,027	0,051	0,046
Qualification for immigration: be white	0,074	0,124	0,029	0,084	-0,031	-0,844	1,665	-0,208	-0,027	0,117	-0,039	-0,058	-0,074	0,008	-0,006
Qualification for immigration: work skills needed in country	-0,021	0,024	0,110	-0,748	-0,332	-0,122	-0,208	2,003	-0,444	0,036	-0,042	0,020	-0,047	0,047	-0,018
Qualification for immigration: committed to way of life in country	0,049	-0,052	0,086	0,017	-0,255	-0,099	-0,027	-0,444	1,429	-0,090	0,065	0,064	-0,126	0,025	0,053
Immigrants take jobs away in country or create new jobs	-0,389	-0,084	-0,241	-0,055	0,009	-0,042	0,117	0,036	-0,090	1,714	-0,434	-0,121	0,032	-0,087	-0,070
Taxes and services: immigrants take out more than they put in or less	-0,192	-0,076	-0,130	0,013	0,028	-0,029	-0,039	-0,042	0,065	-0,434	1,707	-0,386	0,077	-0,144	-0,114
Immigrants make country's crime problems worse or better	-0,026	0,035	-0,252	-0,018	-0,009	-0,054	-0,058	0,020	0,064	-0,121	-0,386	1,392	0,090	-0,001	-0,128
Government should be generous judging applications for refugee status	0,076	0,096	0,144	-0,047	-0,011	0,027	-0,074	-0,047	-0,126	0,032	0,077	0,090	1,285	0,092	0,075
Compared to yourself government treats new immigrants better or worse	-0,073	-0,146	-0,092	0,033	0,049	0,051	0,008	0,047	0,025	-0,087	-0,144	-0,001	0,092	1,274	-0,063
Religious beliefs and practices undermined or enriched by immigrants	0,005	-0,486	-0,130	0,007	0,054	0,046	-0,006	-0,018	0,053	-0,070	-0,114	-0,128	0,075	-0,063	1,491

Anti-Image Matrices

	Immigration bad or good for country's economy	Country's cultural life undermined or enriched by immigrants	Immigrants make country worse or better place to live	Qualification for immigration: good educational qualifications	Qualification for immigration: speak country's official language	Qualification for immigration: Christian background	Qualification for immigration: be white	Qualification for immigration: work skills needed in country	Qualification for immigration: committed to way of life in country	Immigrants take jobs away in country or create new jobs	Taxes and services: immigrants take out more than they put in or less	Immigrants make country's crime problems worse or better	Government should be generous judging applications for refugee status	Compared to yourself government treats new immigrants better or worse	Religious beliefs and practices undermined or enriched by immigrants	
Anti-Image-Covariance	Immigration bad or good for country's economy	0,477	-0,101	-0,117	-0,012	0,008	-0,014	0,021	-0,005	0,016	-0,108	-0,054	-0,009	0,028	-0,027	0,001
	Country's cultural life undermined or enriched by immigrants	-0,101	0,409	-0,145	-0,001	0,019	0,034	0,031	0,005	-0,015	-0,020	-0,018	0,010	0,030	-0,047	-0,133
	Immigrants make country worse or better place to live	-0,117	-0,145	0,394	-0,007	0,006	0,004	0,007	0,022	0,024	-0,055	-0,030	-0,071	0,044	-0,028	-0,034
	Qualification for immigration: good educational qualifications	-0,012	-0,001	-0,007	0,564	-0,190	-0,056	0,029	-0,211	0,007	-0,018	0,004	-0,007	-0,021	0,015	0,002
	Qualification for immigration: speak country's official language	0,008	0,019	0,006	-0,190	0,601	-0,011	-0,011	-0,100	-0,107	0,003	0,010	-0,004	-0,005	0,023	0,022
	Qualification for immigration: Christian background	-0,014	0,034	0,004	-0,056	-0,011	0,601	-0,305	-0,037	-0,042	-0,015	-0,010	-0,023	0,012	0,024	0,019
	Qualification for immigration: be white	0,021	0,031	0,007	0,029	-0,011	-0,305	0,601	-0,062	-0,011	0,041	-0,014	-0,025	-0,035	0,004	-0,003
	Qualification for immigration: work skills needed in country	-0,005	0,005	0,022	-0,211	-0,100	-0,037	-0,062	0,499	-0,155	0,010	-0,012	0,007	-0,018	0,018	-0,006
	Qualification for immigration: committed to way of life in country	0,016	-0,015	0,024	0,007	-0,107	-0,042	-0,011	-0,155	0,700	-0,037	0,027	0,032	-0,069	0,014	0,025
	Immigrants take jobs away in country or create new jobs	-0,108	-0,020	-0,055	-0,018	0,003	-0,015	0,041	0,010	-0,037	0,584	-0,148	-0,051	0,015	-0,040	-0,028
	Taxes and services: immigrants take out more than they put in or less	-0,054	-0,018	-0,030	0,004	0,010	-0,010	-0,014	-0,012	0,027	-0,148	0,586	-0,162	0,035	-0,066	-0,045
	Immigrants make country's crime problems worse or better	-0,009	0,010	-0,071	-0,007	-0,004	-0,023	-0,025	0,007	0,032	-0,051	-0,162	0,719	0,050	-0,001	-0,062
	Government should be generous judging applications for refugee status	0,028	0,030	0,044	-0,021	-0,005	0,012	-0,035	-0,018	-0,069	0,015	0,035	0,050	0,778	0,056	0,039
	Compared to yourself government treats new immigrants better or worse	-0,027	-0,047	-0,028	0,015	0,023	0,024	0,004	0,018	0,014	-0,040	-0,066	-0,001	0,056	0,785	-0,033
	Religious beliefs and practices undermined or enriched by immigrants	0,001	-0,133	-0,034	0,002	0,022	0,019	-0,003	-0,006	0,025	-0,028	-0,045	-0,062	0,039	-0,033	0,671

Anti-Image-Correlation	Immigration bad or good for country's economy	,919 ^a	-0,228	-0,269	-0,023	0,014	-0,026	0,040	-0,010	0,028	-0,205	-0,102	-0,015	0,047	-0,045	0,003
	Country's cultural life undermined or enriched by immigrants	-0,228	,898 ^a	-0,362	-0,002	0,038	0,068	0,062	0,011	-0,028	-0,041	-0,037	0,019	0,054	-0,083	-0,254
	Immigrants make country worse or better place to live	-0,269	-0,362	,906 ^a	-0,016	0,013	0,007	0,014	0,049	0,045	-0,116	-0,062	-0,134	0,080	-0,051	-0,067
	Qualification for immigration: good educational qualifications	-0,023	-0,002	-0,016	,796 ^a	-0,327	-0,096	0,049	-0,397	0,010	-0,031	0,007	-0,012	-0,031	0,022	0,004
	Qualification for immigration: speak country's official language	0,014	0,038	0,013	-0,327	,882 ^a	-0,018	-0,019	-0,182	-0,166	0,006	0,017	-0,006	-0,007	0,034	0,034
	Qualification for immigration: Christian background	-0,026	0,068	0,007	-0,096	-0,018	,782 ^a	-0,507	-0,067	-0,064	-0,025	-0,017	-0,036	0,018	0,035	0,029
	Qualification for immigration: be white	0,040	0,062	0,014	0,049	-0,019	-0,507	,791 ^a	-0,114	-0,018	0,069	-0,023	-0,038	-0,051	0,005	-0,004
	Qualification for immigration: work skills needed in country	-0,010	0,011	0,049	-0,397	-0,182	-0,067	-0,114	,846 ^a	-0,263	0,019	-0,022	0,012	-0,029	0,029	-0,010
	Qualification for immigration: committed to way of life in country	0,028	-0,028	0,045	0,010	-0,166	-0,064	-0,018	-0,263	,899 ^a	-0,057	0,042	0,046	-0,093	0,019	0,036
	Immigrants take jobs away in country or create new jobs	-0,205	-0,041	-0,116	-0,031	0,006	-0,025	0,069	0,019	-0,057	,920 ^a	-0,254	-0,078	0,022	-0,059	-0,044
	Taxes and services: immigrants take out more than they put in or less	-0,102	-0,037	-0,062	0,007	0,017	-0,017	-0,023	-0,022	0,042	-0,254	,909 ^a	-0,250	0,052	-0,098	-0,071
	Immigrants make country's crime problems worse or better	-0,015	0,019	-0,134	-0,012	-0,006	-0,036	-0,038	0,012	0,046	-0,078	-0,250	,910 ^a	0,067	-0,001	-0,089
	Government should be generous judging applications for refugee status	0,047	0,054	0,080	-0,031	-0,007	0,018	-0,051	-0,029	-0,093	0,022	0,052	0,067	,963 ^a	0,072	0,054
	Compared to yourself government treats new immigrants better or worse	-0,045	-0,083	-0,051	0,022	0,034	0,035	0,005	0,029	0,019	-0,059	-0,098	-0,001	0,072	,967 ^a	-0,046
	Religious beliefs and practices undermined or enriched by immigrants	0,003	-0,254	-0,067	0,004	0,034	0,029	-0,004	-0,010	0,036	-0,044	-0,071	-0,089	0,054	-0,046	,939 ^a

a. Degree of Sample Adequacy.

KMO- und Bartlett-Test

Sampling Adequacy by Kaiser-Meyer-Olkin.		0,890
Bartlett's Test of Sphericity	Approximate Chi-Square	150872,911
	df	105
	Sig. by Bartlett	0,000

Communalities

	Initial	Extraction
Immigration bad or good for country's economy	1,000	0,617
Country's cultural life undermined or enriched by immigrants	1,000	0,658
Immigrants make country worse or better place to live	1,000	0,683
Qualification for immigration: good educational qualifications	1,000	0,670
Qualification for immigration: speak country's official language	1,000	0,634
Qualification for immigration: Christian background	1,000	0,755
Qualification for immigration: be white	1,000	0,766
Qualification for immigration: work skills needed in country	1,000	0,700
Qualification for immigration: committed to way of life in country	1,000	0,461
Immigrants take jobs away in country or create new jobs	1,000	0,537
Taxes and services: immigrants take out more than they put in or less	1,000	0,550
Immigrants make country's crime problems worse or better	1,000	0,436
Government should be generous judging applications for refugee status	1,000	0,304
Compared to yourself government treats new immigrants better or worse	1,000	0,294
Religious beliefs and practices undermined or enriched by immigrants	1,000	0,413

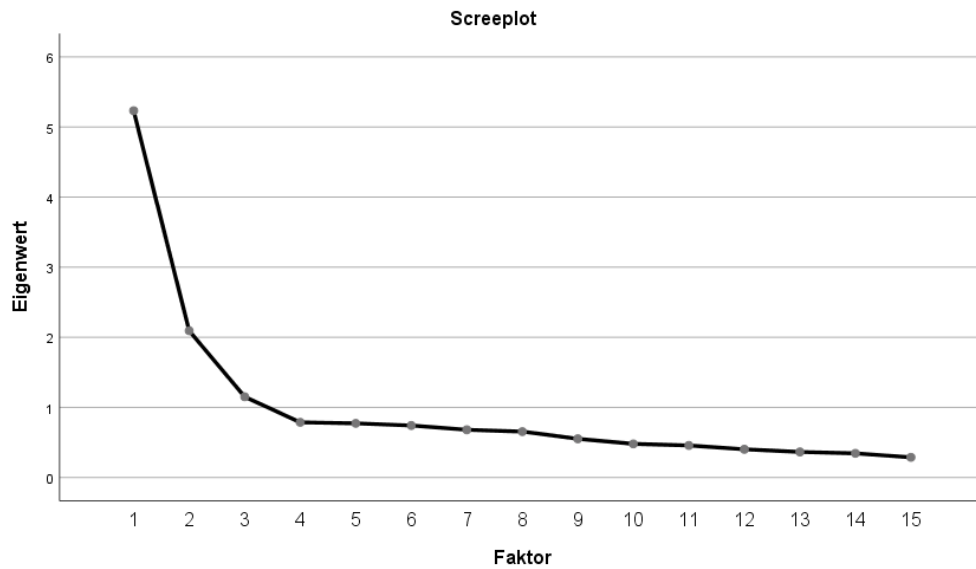
Extraction Method: Principal Components Analysis.

Total Variance Explained

Factor	Initial Eigenvalues			Extraction Sums of Squared Loadings			Rotated Sums of squared Loadings ^a
	Total	% of Variance	Cumulative %	Total	% of Variance	Cumulative %	Total
1	5,233	34,884	34,884	5,233	34,884	34,884	4,902
2	2,093	13,956	48,839	2,093	13,956	48,839	3,674
3	1,151	7,673	56,512	1,151	7,673	56,512	2,730
4	0,787	5,246	61,758				
5	0,772	5,146	66,904				
6	0,742	4,946	71,850				
7	0,680	4,536	76,385				
8	0,655	4,365	80,751				
9	0,552	3,680	84,431				
10	0,479	3,194	87,626				
11	0,457	3,047	90,673				
12	0,402	2,682	93,355				
13	0,364	2,430	95,785				
14	0,344	2,296	98,081				
15	0,288	1,919	100,000				

Extraction Method: Principal Components Analysis.

a. If factors correlate the sums of squared loadings cannot be summed up to the total variance.



Factor Matrix^a

	Factor		
	1	2	3
Immigrants make country worse or better place to live	0,781		
Country's cultural life undermined or enriched by immigrants	0,769		
Immigration bad or good for country's economy	0,716	0,317	
Immigrants take jobs away in country or create new jobs	0,636	0,364	
Taxes and services: immigrants take out more than they put in or less	0,631	0,359	
Religious beliefs and practices undermined or enriched by immigrants	0,611		
Government should be generous judging applications for refugee status	-0,542		
Compared to yourself government treats new immigrants better or worse	0,534		
Qualification for immigration: speak country's official language	-0,526	0,512	-0,308
Immigrants make country's crime problems worse or better	0,511	0,333	
Qualification for immigration: committed to way of life in country	-0,509	0,393	
Qualification for immigration: good educational qualifications	-0,438	0,619	-0,308
Qualification for immigration: work skills needed in country	-0,565	0,586	
Qualification for immigration: be white	-0,495	0,334	0,640
Qualification for immigration: Christian background	-0,459	0,441	0,592

Extraction Method: Principal Components Analysis.

a. 3 factors extracted.

Reproduced Correlations

	Immigration bad or good for country's economy	Country's cultural life undermined or enriched by immigrants	Immigrants make country worse or better place to live	Qualification for immigration: good educational qualifications	Qualification for immigration: speak country's official language	Qualification for immigration: Christian background	Qualification for immigration: be white	Qualification for immigration: work skills needed in country	Qualification for immigration: committed to way of life in country	Immigrants take jobs away in country or create new jobs	Taxes and services: immigrants take out more than they put in or less	Immigrants make country's crime problems worse or better	Government should be generous judging applications for refugee status	Compared to yourself government treats new immigrants better or worse	Religious beliefs and practices undermined or enriched by immigrants	
Reproduced Correlations	Immigration bad or good for country's economy	,617 ^a	0,629	0,646	-0,098	-0,195	-0,225	-0,288	-0,207	-0,226	0,572	0,557	0,456	-0,403	0,411	0,501
	Country's cultural life undermined or enriched by immigrants	0,629	,658 ^a	0,665	-0,160	-0,251	-0,334	-0,391	-0,279	-0,276	0,573	0,545	0,433	-0,420	0,430	0,516
	Immigrants make country worse or better place to live	0,646	0,665	,683 ^a	-0,166	-0,263	-0,262	-0,320	-0,278	-0,285	0,595	0,584	0,479	-0,437	0,442	0,531
	Qualification for immigration: good educational qualifications	-0,098	-0,160	-0,166	,670 ^a	0,642	0,292	0,226	0,670	0,533	-0,046	-0,100	-0,096	0,223	-0,180	-0,140
	Qualification for immigration: speak country's official language	-0,195	-0,251	-0,263	0,642	,634 ^a	0,285	0,235	0,657	0,536	-0,140	-0,194	-0,176	0,277	-0,236	-0,215
	Qualification for immigration: Christian background	-0,225	-0,334	-0,262	0,292	0,285	,755 ^a	0,753	0,403	0,278	-0,147	-0,042	0,062	0,173	-0,199	-0,204
	Qualification for immigration: be white	-0,288	-0,391	-0,320	0,226	0,235	0,753	,766 ^a	0,351	0,244	-0,210	-0,096	0,020	0,195	-0,228	-0,247
	Qualification for immigration: work skills needed in country	-0,207	-0,279	-0,278	0,670	0,657	0,403	0,351	,700 ^a	0,560	-0,141	-0,175	-0,143	0,284	-0,249	-0,226
	Qualification for immigration: committed to way of life in country	-0,226	-0,276	-0,285	0,533	0,536	0,278	0,244	0,560	,461 ^a	-0,175	-0,213	-0,184	0,268	-0,237	-0,230
	Immigrants take jobs away in country or create new jobs	0,572	0,573	0,595	-0,046	-0,140	-0,147	-0,210	-0,141	-0,175	,537 ^a	0,528	0,439	-0,365	0,373	0,461
	Taxes and services: immigrants take out more than they put in or less	0,557	0,545	0,584	-0,100	-0,194	-0,042	-0,096	-0,175	-0,213	0,528	,550 ^a	0,480	-0,377	0,372	0,454
	Immigrants make country's crime problems worse or better	0,456	0,433	0,479	-0,096	-0,176	0,062	0,020	-0,143	-0,184	0,439	0,480	,436 ^a	-0,318	0,306	0,374
	Government should be generous judging applications for refugee status	-0,403	-0,420	-0,437	0,223	0,277	0,173	0,195	0,284	0,268	-0,365	-0,377	-0,318	,304 ^a	-0,296	-0,342
	Compared to yourself government treats new immigrants better or worse	0,411	0,430	0,442	-0,180	-0,236	-0,199	-0,228	-0,249	-0,237	0,373	0,372	0,306	-0,296	,294 ^a	0,344
	Religious beliefs and practices undermined or enriched by immigrants	0,501	0,516	0,531	-0,140	-0,215	-0,204	-0,247	-0,226	-0,230	0,461	0,454	0,374	-0,342	0,344	,413 ^a

Residuals ^b	Immigration bad or good for country's economy		-0,011	0,001	-0,028	-0,023	0,040	0,034	-0,014	-0,002	-0,037	-0,082	-0,106	0,063	-0,069	-0,105
	Country's cultural life undermined or enriched by immigrants	-0,011		0,030	-0,026	-0,022	0,054	0,073	8,704E-05	0,026	-0,099	-0,101	-0,098	0,055	-0,051	0,011
	Immigrants make country worse or better place to live	0,001	0,030		-0,011	-0,002	0,029	0,040	-0,011	0,005	-0,075	-0,099	-0,064	0,052	-0,069	-0,064
	Qualification for immigration: good educational qualifications	-0,028	-0,026	-0,011		-0,099	0,006	-0,005	-0,075	-0,202	-0,044	-0,013	0,016	-0,044	0,010	-0,008
	Qualification for immigration: speak country's official language	-0,023	-0,022	-0,002	-0,099		-0,007	0,017	-0,131	-0,128	-0,029	0,008	0,040	-0,064	0,022	-0,004
	Qualification for immigration: Christian background	0,040	0,054	0,029	0,006	-0,007		-0,160	-0,041	-0,004	0,004	-0,072	-0,121	-0,009	0,014	0,011
	Qualification for immigration: be white	0,034	0,073	0,040	-0,005	0,017	-0,160		-0,005	0,007	-0,012	-0,058	-0,109	0,014	0,036	0,043
	Qualification for immigration: work skills needed in country	-0,014	8,704E-05	-0,011	-0,075	-0,131	-0,041	-0,005		-0,079	-0,036	0,001	-0,001	-0,042	0,025	0,018
	Qualification for immigration: committed to way of life in country	-0,002	0,026	0,005	-0,202	-0,128	-0,004	0,007	-0,079		0,023	0,007	0,004	-0,008	0,038	0,011
	Immigrants take jobs away in country or create new jobs	-0,037	-0,099	-0,075	-0,044	-0,029	0,004	-0,012	-0,036	0,023		-0,009	-0,072	0,079	-0,060	-0,103
	Taxes and services: immigrants take out more than they put in or less	-0,082	-0,101	-0,099	-0,013	0,008	-0,072	-0,058	0,001	0,007	-0,009		-0,020	0,072	-0,043	-0,084
	Immigrants make country's crime problems worse or better	-0,106	-0,098	-0,064	0,016	0,040	-0,121	-0,109	-0,001	0,004	-0,072	-0,020		0,054	-0,086	-0,057
	Government should be generous judging applications for refugee status	0,063	0,055	0,052	-0,044	-0,064	-0,009	0,014	-0,042	-0,008	0,079	0,072	0,054		0,031	0,051
	Compared to yourself government treats new immigrants better or worse	-0,069	-0,051	-0,069	0,010	0,022	0,014	0,036	0,025	0,038	-0,060	-0,043	-0,086	0,031		-0,057
	Religious beliefs and practices undermined or enriched by immigrants	-0,105	0,011	-0,064	-0,008	-0,004	0,011	0,043	0,018	0,011	-0,103	-0,084	-0,057	0,051	-0,057	

Extraction Method: Principal Component Analysis.

a. Reproduced Communalities.

b. Residuals are computed between observed and reproduced correlations. There are 41 (39,0%) nonredundant residuals with absolute values greater than 0,05.

Pattern Matrix^a

	Factor		
	1	2	3
Immigrants make country worse or better place to live	0,823		
Immigration bad or good for country's economy	0,817		
Taxes and services: immigrants take out more than they put in or less	0,802		
Immigrants take jobs away in country or create new jobs	0,799		
Country's cultural life undermined or enriched by immigrants	0,768		
Immigrants make country's crime problems worse or better	0,694		0,316
Religious beliefs and practices undermined or enriched by immigrants	0,634		
Compared to yourself government treats new immigrants better or worse	0,485		
Government should be generous judging applications for refugee status	-0,470		
Qualification for immigration: good educational qualifications		0,944	
Qualification for immigration: speak country's official language		0,871	
Qualification for immigration: work skills needed in country		0,852	
Qualification for immigration: committed to way of life in country		0,681	
Qualification for immigration: be white			0,912
Qualification for immigration: Christian background			0,883

Extraction Method: Principal Components Analysis.

a. Rotation converged in 5 iterations.

Structure Matrix

	Factor		
	1	2	3
Immigrants make country worse or better place to live	0,824	-0,385	-0,357
Country's cultural life undermined or enriched by immigrants	0,794	-0,381	-0,436
Immigration bad or good for country's economy	0,777		-0,314
Taxes and services: immigrants take out more than they put in or less	0,718		
Immigrants take jobs away in country or create new jobs	0,717		
Religious beliefs and practices undermined or enriched by immigrants	0,641	-0,312	
Immigrants make country's crime problems worse or better	0,600		
Government should be generous judging applications for refugee status	-0,536	0,372	
Compared to yourself government treats new immigrants better or worse	0,535	-0,330	
Qualification for immigration: work skills needed in country	-0,353	0,834	0,465
Qualification for immigration: good educational qualifications		0,793	0,330
Qualification for immigration: speak country's official language	-0,345	0,788	0,332
Qualification for immigration: committed to way of life in country	-0,363	0,676	0,329
Qualification for immigration: be white	-0,336	0,405	0,871
Qualification for immigration: Christian background		0,460	0,866

Extraction Method: Principal Components Analysis.

Rotation Method: Oblimin with Kaiser-Normalisation.

Factor Correlation Matrix

Factor	1	2	3
1	1,000	-0,489	-0,379
2	-0,489	1,000	0,537
3	-0,379	0,537	1,000

Extraction Method: Principal Components Analysis.

Rotation Method: Oblimin with Kaiser-Normalisation.

1.2 MANOVA

Notes

Log Generated		18-JUL-2019 11:25:43
Comments		
Input	Data	C:\Users\Mo\Documents\Uni\10 Sommersemester 2018\Masterarbeit\SPSS\ESS\ESS7-Del\ESS7_DEL_Total_WFR.sav
	Active Data Set	DataSet1
	Filter	<none>
	Weighted	<none>
	Split Data	<none>
	Number of rows in Data	12015
Processing of Missing Values	Definition of Missing	Values defined as missing by the user will be treated as missing.
	Processed Cases	The Statistic is based on cases with valid data for all variables of the model.
Syntax	"GLM zSelf_Interest_rationales ZDeservingness_Rationale ZEconomic_Sociotropic_Rationale ZCultural_sociotropic_rationales2 BY Welfare_regime_type /METHOD=SSTYPE(3) /INTERCEPT=INCLUDE /POSTHOC=Welfare_regime_type(QREGW GH) /EMMEANS=TABLES(Welfare_regime_type) COMPARE ADJ(LSD) /PRINT=DESCRIPTIVE ETASQ OPOWER TEST(SSCP) RSSCP HOMOGENEITY /CRITERIA=ALPHA(.01) /DESIGN= Welfare_regime_type."	
Resources	Processor Time	00:00:00,25
	Time Elapsed	00:00:00,30

Between Subjects Factors

		Variable Label	N
Welfare Regime Type	1,00	Anglo-Saxon	2403
	2,00	Continental	2403
	3,00	Nordic	2403
	4,00	Southern	2403
	5,00	Eastern	2403

Descriptive Statistics

Welfare Regime Type		Mean	Std. Deviation	N
z-Value: Self-Interest Rationale	Anglo-Saxon	-0,3865806	1,06445787	2403
	Continental	0,0440179	1,06551544	2403
	Nordic	0,4005671	0,89119279	2403
	Southern	-0,2003874	0,94319996	2403
	Eastern	-0,0642738	0,79818080	2403
	Total	-0,0413314	0,99352091	12015
z-Value: Deservingness Rationales	Anglo-Saxon	0,2628151	0,81552092	2403
	Continental	0,1636935	0,87606985	2403
	Nordic	-0,5628569	1,09654984	2403
	Southern	-0,1296356	0,96966045	2403
	Eastern	0,2052611	0,85532802	2403
	Total	-0,0121446	0,97737426	12015
z-Value: Economic Sociotropic Rationales	Anglo-Saxon	-0,1420284	1,06375482	2403
	Continental	-0,0533805	0,95606980	2403
	Nordic	0,3092139	0,86472536	2403
	Southern	-0,1208442	0,98935809	2403
	Eastern	-0,1934499	0,94348417	2403
	Total	-0,0400978	0,98218822	12015
z-Value: Cultural Sociotropic Rationales	Anglo-Saxon	-0,1873489	1,04897703	2403
	Continental	-0,1264328	1,00695991	2403
	Nordic	0,2458140	0,95143208	2403
	Southern	0,0092254	0,95704511	2403
	Eastern	-0,0947955	0,96243584	2403
	Total	-0,0307076	0,99759902	12015

Box's Test of Equality of Covariance Matrices

Box's M	967,755
F	24,177
df1	40
df2	318176691,177
Sig.	0,000

Tests the null hypothesis that the observed covariance matrices of the dependent variables are equal across groups.

a. Design: Intercept + Welfare_regime_type

Bartlett's Test of Sphericity^a

Likelihood-Ratio	0,000
Approx. Chi-Square	11534,744
df	9
Sig.	0,000

Tests the null hypothesis that the residual covariance matrix is proportional to an identity matrix.

a. Design: Intercept + Welfare_regime_type

Multivariate Tests^a

Effect		Value	F	Hypothesis df	Error df	Sig.	Partial Eta-Square	Decentr. Parameter	Observed Accuracy ^d
Intercept	Pillai's Trace	0,004	10,753 ^b	4,000	12007,000	0,000	0,004	43,014	0,999
	Wilks' Lambda	0,996	10,753 ^b	4,000	12007,000	0,000	0,004	43,014	0,999
	Hotelling's Trace	0,004	10,753 ^b	4,000	12007,000	0,000	0,004	43,014	0,999
	Roy's Largest Root	0,004	10,753 ^b	4,000	12007,000	0,000	0,004	43,014	0,999
Welfare_regime_type	Pillai's Trace	0,159	124,008	16,000	48040,000	0,000	0,040	1984,133	1,000
	Wilks' Lambda	0,846	128,643	16,000	36682,629	0,000	0,041	1561,864	1,000
	Hotelling's Trace	0,176	131,757	16,000	48022,000	0,000	0,042	2108,105	1,000
	Roy's Largest Root	0,134	403,664 ^c	4,000	12010,000	0,000	0,119	1614,657	1,000

a. Design: Intercept + Welfare_regime_type

b. Exacte statistic

c. The statistic is an upper bound on F that yields a lower bound on the significance level.

d. Computed using Alpha = ,01

Levene's Test of Error Variances^a

		F	df1	df2	Sig.
z-Value: Self-Interest Rationale	Based on mean	106,759	4	12010	0,000
	Based on median	90,227	4	12010	0,000
	Based on median with adjusted df	90,227	4	11729,777	0,000
	Based on trimmed mean	115,653	4	12010	0,000
z-Value: Deservingness Rationale	Based on mean	79,964	4	12010	0,000
	Based on median	74,925	4	12010	0,000
	Based on median with adjusted df	74,925	4	11655,358	0,000
	Based on trimmed mean	77,929	4	12010	0,000
z-Value: Economic Sociotropic Rationales	Based on mean	26,381	4	12010	0,000
	Based on median	22,486	4	12010	0,000
	Based on median with adjusted df	22,486	4	11802,247	0,000
	Based on trimmed mean	25,947	4	12010	0,000
z-Value: Cultural Sociotropic Rationales	Based on mean	10,909	4	12010	0,000
	Based on median	9,723	4	12010	0,000
	Based on median with adjusted df	9,723	4	11951,407	0,000
	Based on trimmed mean	10,694	4	12010	0,000

Tests the null hypothesis that the error variance of the dependent variable is equal across groups.

a. Design: Intercept + Welfare_regime_type

Tests of Between-Subjects Effects

Quelle	Type III Sum of Squares	df	Mean Square	F	Sig.	Partial Eta-Squared	Decentr. Parameter	Observed Accuracy ^e	
Corrected Model	z-Value: Self-Interest	835,237 ^a	4	208,809	227,494	0,000	0,070	909,976	1,000
	z-Value: Deservingness	1131,513 ^b	4	282,878	328,407	0,000	0,099	1313,629	1,000
	z-Value: Economic Sociotropic Rationales	390,780 ^c	4	97,695	104,769	0,000	0,034	419,077	1,000
	z-Value: Cultural Sociotropic Rationales	278,426 ^d	4	69,606	71,586	0,000	0,023	286,342	1,000
Intercept	z-Value: Self-Interest	20,525	1	20,525	22,362	0,000	0,002	22,362	0,984
	z-Value: Deservingness	1,772	1	1,772	2,057	0,152	0,000	2,057	0,127
	z-Value: Economic Sociotropic Rationales	19,318	1	19,318	20,717	0,000	0,002	20,717	0,976
	z-Value: Cultural Sociotropic Rationales	11,330	1	11,330	11,652	0,001	0,001	11,652	0,799
Welfare_regime_type	z-Value: Self-Interest	835,237	4	208,809	227,494	0,000	0,070	909,976	1,000
	z-Value: Deservingness	1131,513	4	282,878	328,407	0,000	0,099	1313,629	1,000
	z-Value: Economic Sociotropic Rationales	390,780	4	97,695	104,769	0,000	0,034	419,077	1,000
	z-Value: Cultural Sociotropic Rationales	278,426	4	69,606	71,586	0,000	0,023	286,342	1,000
Error	z-Value: Self-Interest	11023,588	12010	0,918					
	z-Value: Deservingness	10344,986	12010	0,861					
	z-Value: Economic Sociotropic Rationales	11199,050	12010	0,932					
	z-Value: Cultural Sociotropic Rationales	11677,953	12010	0,972					
Total	z-Value: Self-Interest	11879,350	12015						
	z-Value: Deservingness	11478,271	12015						
	z-Value: Economic Sociotropic Rationales	11609,148	12015						
	z-Value: Cultural Sociotropic Rationales	11967,708	12015						
Corrected Total	z-Value: Self-Interest	11858,825	12014						
	z-Value: Deservingness	11476,499	12014						
	z-Value: Economic Sociotropic Rationales	11589,830	12014						
	z-Value: Cultural Sociotropic Rationales	11956,378	12014						

a. R Squared = ,070 (Adjusted R Squared = ,070)

b. R Squared = ,099 (Adjusted R Squared = ,098)

c. R Squared = ,034 (Adjusted R Squared = ,033)

d. R Squared = ,023 (Adjusted R Squared = ,023)

e. Computed with Alpha = ,01.

Between-Subjects SSCP Matrix

		z-Value: Self-Interest	z-Value: Deservingness	z-Value: Economic Sociotropic Rationales	z-Value: Cultural Sociotropic Rationales	
Hypothesis	Intercept	z-Value: Self-Interest	20,525	6,031	19,912	15,249
		z-Value: Deservingness	6,031	1,772	5,851	4,481
		z-Value: Economic Sociotropic Rationales	19,912	5,851	19,318	14,794
		z-Value: Cultural Sociotropic Rationales	15,249	4,481	14,794	11,330
	Welfare_regime_type	z-Value: Self-Interest	835,237	-743,923	492,085	392,226
		z-Value: Deservingness	-743,923	1131,513	-592,544	-554,639
		z-Value: Economic Sociotropic Rationales	492,085	-592,544	390,780	289,402
		z-Value: Cultural Sociotropic Rationales	392,226	-554,639	289,402	278,426
Error	z-Value: Self-Interest	11023,588	-2759,260	4358,145	4372,529	
	z-Value: Deservingness	-2759,260	10344,986	-3063,975	-3790,792	
	z-Value: Economic Sociotropic Rationales	4358,145	-3063,975	11199,050	7716,016	
	z-Value: Cultural Sociotropic Rationales	4372,529	-3790,792	7716,016	11677,953	

Based on Type III Sum of Squares

Residual SSCP Matrix

		z-Value: Self-Interest	z-Value: Deservingness	z-Value: Economic Sociotropic Rationales	z-Value: Cultural Sociotropic Rationales
Sum of Squares and Cross-Products	z-Value: Self-Interest	11023,588	-2759,260	4358,145	4372,529
	z-Value: Deservingness	-2759,260	10344,986	-3063,975	-3790,792
	z-Value: Economic Sociotropic Rationales	4358,145	-3063,975	11199,050	7716,016
	z-Value: Cultural Sociotropic Rationales	4372,529	-3790,792	7716,016	11677,953
Covariance	z-Value: Self-Interest	0,918	-0,230	0,363	0,364
	z-Value: Deservingness	-0,230	0,861	-0,255	-0,316
	z-Value: Economic Sociotropic Rationales	0,363	-0,255	0,932	0,642
	z-Value: Cultural Sociotropic Rationales	0,364	-0,316	0,642	0,972
Correlation	z-Value: Self-Interest	1,000	-0,258	0,392	0,385
	z-Value: Deservingness	-0,258	1,000	-0,285	-0,345
	z-Value: Economic Sociotropic Rationales	0,392	-0,285	1,000	0,675
	z-Value: Cultural Sociotropic Rationales	0,385	-0,345	0,675	1,000

Based on Type III Sum of Squares

Estimated Residuum

Estimator

Dependent Variable		Mean	Standard Error	99% Confidence Interval	
				Lower Bound	Upper Bound
z-Value: Self-Interest Rationales	Anglo-Saxon	-0,387	0,020	-0,437	-0,336
	Continental	0,044	0,020	-0,006	0,094
	Nordic	0,401	0,020	0,350	0,451
	Southern	-0,200	0,020	-0,251	-0,150
	Eastern	-0,064	0,020	-0,115	-0,014
z-Value: Deservingness Rationales	Anglo-Saxon	0,263	0,019	0,214	0,312
	Continental	0,164	0,019	0,115	0,212
	Nordic	-0,563	0,019	-0,612	-0,514
	Southern	-0,130	0,019	-0,178	-0,081
	Eastern	0,205	0,019	0,156	0,254
z-Value: Economic Sociotropic Rationales	Anglo-Saxon	-0,142	0,020	-0,193	-0,091
	Continental	-0,053	0,020	-0,104	-0,003
	Nordic	0,309	0,020	0,258	0,360
	Southern	-0,121	0,020	-0,172	-0,070
	Eastern	-0,193	0,020	-0,244	-0,143
z-Value: Cultural Sociotropic Rationales	Anglo-Saxon	-0,187	0,020	-0,239	-0,136
	Continental	-0,126	0,020	-0,178	-0,075
	Nordic	0,246	0,020	0,194	0,298
	Southern	0,009	0,020	-0,043	0,061
	Eastern	-0,095	0,020	-0,147	-0,043

Pairwise Comparison

Dependent Variable	Welfare Regime Type (I)	Welfare Regime Type (J)	Mean Difference (I-J)	Standard Error	Sig. ^b	99% Confidence Interval	
						Minimum	Maximum
z-Value: Self-Interest Rationales	Anglo-Saxon	Continental	-,431*	0,028	0,000	-0,502	-0,359
		Nordic	-,787*	0,028	0,000	-0,858	-0,716
		Southern	-,186*	0,028	0,000	-0,257	-0,115
		Eastern	-,322*	0,028	0,000	-0,394	-0,251
	Continental	Anglo-Saxon	,431*	0,028	0,000	0,359	0,502
		Nordic	-,357*	0,028	0,000	-0,428	-0,285
		Southern	,244*	0,028	0,000	0,173	0,316
		Eastern	,108*	0,028	0,000	0,037	0,179
	Nordic	Anglo-Saxon	,787*	0,028	0,000	0,716	0,858
		Continental	,357*	0,028	0,000	0,285	0,428
		Southern	,601*	0,028	0,000	0,530	0,672
		Eastern	,465*	0,028	0,000	0,394	0,536
	Southern	Anglo-Saxon	,186*	0,028	0,000	0,115	0,257
		Continental	-,244*	0,028	0,000	-0,316	-0,173
		Nordic	-,601*	0,028	0,000	-0,672	-0,530
		Eastern	-,136*	0,028	0,000	-0,207	-0,065
	Eastern	Anglo-Saxon	,322*	0,028	0,000	0,251	0,394
		Continental	-,108*	0,028	0,000	-0,179	-0,037
		Nordic	-,465*	0,028	0,000	-0,536	-0,394
		Southern	,136*	0,028	0,000	0,065	0,207
z-Value: Deservingness Rationales	Anglo-Saxon	Continental	,099*	0,027	0,000	0,030	0,168
		Nordic	,826*	0,027	0,000	0,757	0,895
		Southern	,392*	0,027	0,000	0,323	0,461
		Eastern	0,058	0,027	0,032	-0,011	0,127
	Continental	Anglo-Saxon	-,099*	0,027	0,000	-0,168	-0,030
		Nordic	,727*	0,027	0,000	0,658	0,796
		Southern	,293*	0,027	0,000	0,224	0,362
		Eastern	-0,042	0,027	0,121	-0,111	0,027
	Nordic	Anglo-Saxon	-,826*	0,027	0,000	-0,895	-0,757

		Continental	-,727*	0,027	0,000	-0,796	-0,658
		Southern	-,433*	0,027	0,000	-0,502	-0,364
		Eastern	-,768*	0,027	0,000	-0,837	-0,699
	Southern	Anglo-Saxon	-,392*	0,027	0,000	-0,461	-0,323
		Continental	-,293*	0,027	0,000	-0,362	-0,224
		Nordic	,433*	0,027	0,000	0,364	0,502
		Eastern	-,335*	0,027	0,000	-0,404	-0,266
	Eastern	Anglo-Saxon	-0,058	0,027	0,032	-0,127	0,011
		Continental	0,042	0,027	0,121	-0,027	0,111
		Nordic	,768*	0,027	0,000	0,699	0,837
		Southern	,335*	0,027	0,000	0,266	0,404
z-Value: Economic Sociotropic Rationales	Anglo-Saxon	Continental	-,089*	0,028	0,001	-0,160	-0,017
		Nordic	-,451*	0,028	0,000	-0,523	-0,379
		Southern	-0,021	0,028	0,447	-0,093	0,051
		Eastern	0,051	0,028	0,065	-0,020	0,123
	Continental	Anglo-Saxon	,089*	0,028	0,001	0,017	0,160
		Nordic	-,363*	0,028	0,000	-0,434	-0,291
		Southern	0,067	0,028	0,015	-0,004	0,139
		Eastern	,140*	0,028	0,000	0,068	0,212
	Nordic	Anglo-Saxon	,451*	0,028	0,000	0,379	0,523
		Continental	,363*	0,028	0,000	0,291	0,434
		Southern	,430*	0,028	0,000	0,358	0,502
		Eastern	,503*	0,028	0,000	0,431	0,574
	Southern	Anglo-Saxon	0,021	0,028	0,447	-0,051	0,093
		Continental	-0,067	0,028	0,015	-0,139	0,004
		Nordic	-,430*	0,028	0,000	-0,502	-0,358
		Eastern	,073*	0,028	0,009	0,001	0,144
	Eastern	Anglo-Saxon	-0,051	0,028	0,065	-0,123	0,020
		Continental	-,140*	0,028	0,000	-0,212	-0,068
		Nordic	-,503*	0,028	0,000	-0,574	-0,431
		Southern	-,073*	0,028	0,009	-0,144	-0,001
z-Value: Cultural Sociotropic Rationales	Anglo-Saxon	Continental	-0,061	0,028	0,032	-0,134	0,012
		Nordic	-,433*	0,028	0,000	-0,506	-0,360

	Southern		-,197*	0,028	0,000	-0,270	-0,123
	Eastern		-,093*	0,028	0,001	-0,166	-0,019
Continental	Anglo-Saxon		0,061	0,028	0,032	-0,012	0,134
	Nordic		-,372*	0,028	0,000	-0,446	-0,299
	Southern		-,136*	0,028	0,000	-0,209	-0,062
	Eastern		-0,032	0,028	0,266	-0,105	0,042
Nordic	Anglo-Saxon		,433*	0,028	0,000	0,360	0,506
	Continental		,372*	0,028	0,000	0,299	0,446
	Southern		,237*	0,028	0,000	0,163	0,310
	Eastern		,341*	0,028	0,000	0,267	0,414
Southern	Anglo-Saxon		,197*	0,028	0,000	0,123	0,270
	Continental		,136*	0,028	0,000	0,062	0,209
	Nordic		-,237*	0,028	0,000	-0,310	-0,163
	Eastern		,104*	0,028	0,000	0,031	0,177
Eastern	Anglo-Saxon		,093*	0,028	0,001	0,019	0,166
	Continental		0,032	0,028	0,266	-0,042	0,105
	Nordic		-,341*	0,028	0,000	-0,414	-0,267
	Southern		-,104*	0,028	0,000	-0,177	-0,031

Based on estimated mean Residual.

*. The mean difference is significant on the ,01-level.

b. Adjusted for multiple comparisons: Lowest significant difference (no adjustment).

Univariate Tests

Dependent Variable		Sum of Squares	df	Mean of Squares	F	Sig.	Partial Eta-Squared	Decentr. Parameter	Observed Accuracy ^a
z-Value: Self-Interest Rationales	Contrast	835,237	4	208,809	227,494	0,000	0,070	909,976	1,000
	Error	11023,588	12010	0,918					
z-Value: Deservingness Rationales	Contrast	1131,513	4	282,878	328,407	0,000	0,099	1313,629	1,000
	Error	10344,986	12010	0,861					
z-Value: Economic Sociotropic Rationales	Contrast	390,780	4	97,695	104,769	0,000	0,034	419,077	1,000
	Error	11199,050	12010	0,932					
z-Value: Cultural Sociotropic Rationales	Contrast	278,426	4	69,606	71,586	0,000	0,023	286,342	1,000
	Error	11677,953	12010	0,972					

F tests the effect of Welfare Regime Type. This test is based on linear independent pairwise comparisons between estimated residuals.

a. Computed using Alpha = ,01

Post-hoc Tests

Games-Howell

Multiple Comparisons

Dependent Variable	Welfare Regime Type (I)	Welfare Regime Type (J)	Mean Difference (I-J)	Standard Error	Sig.	99% Confidence Interval	
						Minimum	Maximum
z-Value: Self-Interest Rationales	Anglo-Saxon	Continental	-,4305985*	0,03072432	0,000	-0,5306529	-0,3305440
		Nordic	-,7871477*	0,02832026	0,000	-0,8793749	-0,6949205
		Southern	-,1861932*	0,02901272	0,000	-0,2806745	-0,0917118
		Eastern	-,3223068*	0,02714124	0,000	-0,4106968	-0,2339168
	Continental	Anglo-Saxon	,4305985*	0,03072432	0,000	0,3305440	0,5306529
		Nordic	-,3565492*	0,02833680	0,000	-0,4488303	-0,2642682
		Southern	,2444053*	0,02902887	0,000	0,1498713	0,3389393
		Eastern	,1082917*	0,02715851	0,001	0,0198454	0,1967379
	Nordic	Anglo-Saxon	,7871477*	0,02832026	0,000	0,6949205	0,8793749
		Continental	,3565492*	0,02833680	0,000	0,2642682	0,4488303
		Southern	,6009545*	0,02647128	0,000	0,5147501	0,6871590
		Eastern	,4648409*	0,02440569	0,000	0,3853627	0,5443191
	Southern	Anglo-Saxon	,1861932*	0,02901272	0,000	0,0917118	0,2806745
		Continental	-,2444053*	0,02902887	0,000	-0,3389393	-0,1498713
		Nordic	-,6009545*	0,02647128	0,000	-0,6871590	-0,5147501
		Eastern	-,1361136*	0,02520592	0,000	-0,2181986	-0,0540287
	Eastern	Anglo-Saxon	,3223068*	0,02714124	0,000	0,2339168	0,4106968
		Continental	-,1082917*	0,02715851	0,001	-0,1967379	-0,0198454
		Nordic	-,4648409*	0,02440569	0,000	-0,5443191	-0,3853627
		Southern	,1361136*	0,02520592	0,000	0,0540287	0,2181986

z-Value: Deservingness Rationales	Anglo-Saxon	Continental	,0991216*	0,02441639	0,000	0,0196088	0,1786343
		Nordic	,8256719*	0,02787744	0,000	0,7348842	0,9164597
		Southern	,3924506*	0,02584660	0,000	0,3082792	0,4766220
		Eastern	0,0575540	0,02410841	0,119	-0,0209557	0,1360636
	Continental	Anglo-Saxon	-,0991216*	0,02441639	0,000	-0,1786343	-0,0196088
		Nordic	,7265504*	0,02863172	0,000	0,6333080	0,8197927
		Southern	,2933291*	0,02665839	0,000	0,2065149	0,3801432
		Eastern	-0,0415676	0,02497676	0,456	-0,1229050	0,0397698
	Nordic	Anglo-Saxon	-,8256719*	0,02787744	0,000	-0,9164597	-0,7348842
		Continental	-,7265504*	0,02863172	0,000	-0,8197927	-0,6333080
		Southern	-,4332213*	0,02986070	0,000	-0,5304642	-0,3359784
		Eastern	-,7681180*	0,02836953	0,000	-0,8605071	-0,6757289
	Southern	Anglo-Saxon	-,3924506*	0,02584660	0,000	-0,4766220	-0,3082792
		Continental	-,2933291*	0,02665839	0,000	-0,3801432	-0,2065149
		Nordic	,4332213*	0,02986070	0,000	0,3359784	0,5304642
		Eastern	-,3348967*	0,02637660	0,000	-0,4207934	-0,2489999
	Eastern	Anglo-Saxon	-0,0575540	0,02410841	0,119	-0,1360636	0,0209557
		Continental	0,0415676	0,02497676	0,456	-0,0397698	0,1229050
		Nordic	,7681180*	0,02836953	0,000	0,6757289	0,8605071
		Southern	,3348967*	0,02637660	0,000	0,2489999	0,4207934
z-Value: Economic Sociotropic Rationales	Anglo-Saxon	Continental	-0,0886479	0,02917683	0,020	-0,1836635	0,0063677
		Nordic	-,4512423*	0,02796559	0,000	-0,5423150	-0,3601696
		Southern	-0,0211842	0,02963507	0,953	-0,1176918	0,0753233
		Eastern	0,0514216	0,02900584	0,390	-0,0430374	0,1458805
	Continental	Anglo-Saxon	0,0886479	0,02917683	0,020	-0,0063677	0,1836635
		Nordic	-,3625944*	0,02629753	0,000	-0,4482334	-0,2769554
		Southern	0,0674636	0,02806641	0,114	-0,0239353	0,1588626
		Eastern	,1400694*	0,02740118	0,000	0,0508369	0,2293020
	Nordic	Anglo-Saxon	,4512423*	0,02796559	0,000	0,3601696	0,5423150
		Continental	,3625944*	0,02629753	0,000	0,2769554	0,4482334
		Southern	,4300580*	0,02680504	0,000	0,3427660	0,5173501
		Eastern	,5026638*	0,02610769	0,000	0,4176432	0,5876845
	Southern	Anglo-Saxon	0,0211842	0,02963507	0,953	-0,0753233	0,1176918

		Continental	-0,0674636	0,02806641	0,114	-0,1588626	0,0239353	
		Nordic	-,4300580*	0,02680504	0,000	-0,5173501	-0,3427660	
		Eastern	0,0726058	0,02788861	0,070	-0,0182142	0,1634258	
	Eastern	Anglo-Saxon	-0,0514216	0,02900584	0,390	-0,1458805	0,0430374	
		Continental	-,1400694*	0,02740118	0,000	-0,2293020	-0,0508369	
		Nordic	-,5026638*	0,02610769	0,000	-0,5876845	-0,4176432	
		Southern	-0,0726058	0,02788861	0,070	-0,1634258	0,0182142	
z-Value: Cultural Sociotropic Rationales	Anglo-Saxon	Continental	-0,0609161	0,02966256	0,241	-0,1575129	0,0356808	
		Nordic	-,4331629*	0,02888967	0,000	-0,5272433	-0,3390825	
		Southern	-,1965743*	0,02896673	0,000	-0,2909055	-0,1022431	
		Eastern	-0,0925534	0,02904096	0,013	-0,1871263	0,0020195	
		Continental	Anglo-Saxon	0,0609161	0,02966256	0,241	-0,0356808	0,1575129
			Nordic	-,3722468*	0,02826066	0,000	-0,4642785	-0,2802152
			Southern	-,1356582*	0,02833942	0,000	-0,2279463	-0,0433702
			Eastern	-0,0316373	0,02841529	0,800	-0,1241724	0,0608978
		Nordic	Anglo-Saxon	,4331629*	0,02888967	0,000	0,3390825	0,5272433
			Continental	,3722468*	0,02826066	0,000	0,2802152	0,4642785
			Southern	,2365886*	0,02752941	0,000	0,1469385	0,3262388
			Eastern	,3406095*	0,02760751	0,000	0,2507050	0,4305140
		Southern	Anglo-Saxon	,1965743*	0,02896673	0,000	0,1022431	0,2909055
			Continental	,1356582*	0,02833942	0,000	0,0433702	0,2279463
			Nordic	-,2365886*	0,02752941	0,000	-0,3262388	-0,1469385
			Eastern	,1040209*	0,02768813	0,002	0,0138539	0,1941879
		Eastern	Anglo-Saxon	0,0925534	0,02904096	0,013	-0,0020195	0,1871263
			Continental	0,0316373	0,02841529	0,800	-0,0608978	0,1241724
			Nordic	-,3406095*	0,02760751	0,000	-0,4305140	-0,2507050
			Southern	-,1040209*	0,02768813	0,002	-0,1941879	-0,0138539

Basis: observed means.

The error term is mean of squares(Error) = ,972.

*. The mean difference is significant on the ,01-level.

Ryan-Einot-Gabriel-Welsch-Range – Homogenous Subgroups

z-Value: Self-Interest Rationales

Welfare Regime Type		N	Subgroup				
			1	2	3	4	5
Ryan-Einot-Gabriel-Welsch-Range ^{a,b}	Anglo-Saxon	2403	-0,3865806				
	Southern	2403		-0,2003874			
	Eastern	2403			-0,0642738		
	Continental	2403				0,0440179	
	Nordic	2403					0,4005671
	Sig.			1,000	1,000	1,000	1,000

Means for groups in homogenous subgroups are displayed.

Basis: observed means.

The error term is mean of squares(Error) = ,918.

a. The critical Values for this dataare not monotonous. Substitutions were made to ensure monotony. Therefore the Type I error is smaller.

b. Alpha = ,01

z-Value: Deservingness Rationales

Welfare Regime Type		N	Subgroup			
			1	2	3	4
Ryan-Einot-Gabriel-Welsch-Range ^{a,b}	Nordic	2403	-0,5628569			
	Southern	2403		-0,1296356		
	Continental	2403			0,1636935	
	Eastern	2403			0,2052611	0,2052611
	Anglo-Saxon	2403				0,2628151
	Sig.			1,000	1,000	0,275

Means for groups in homogenous subgroups are displayed.

Basis: observed means.

The error term is mean of squares(Error) = ,861.

a. The critical Values for this dataare not monotonous. Substitutions were made to ensure monotony. Therefore the Type I error is smaller.

b. Alpha = ,01

z-Value: Economic Sociotropic Rationales

Welfare Regime Type		N	Subgroup		
			1	2	3
Ryan-Einot-Gabriel-Welsch-Range ^{a,b}	Eastern	2403	-0,1934499		
	Anglo-Saxon	2403	-0,1420284		
	Southern	2403	-0,1208442	-0,1208442	
	Continental	2403		-0,0533805	
	Nordic	2403			0,3092139
	Sig.			0,041	0,038

Means for groups in homogenous subgroups are displayed.

Basis: observed means.

The error term is mean of squares(Error) = ,932.

a. The critical Values for this dataare not monotonous. Substitutions were made to ensure monotony. Therefore the Type I error is smaller.

b. Alpha = ,01

z-Value: Cultural Sociotropic Rationales

Welfare Regime Type		N	Subgroup			
			1	2	3	4
Ryan-Einot-Gabriel-Welsch-Range ^{a,b}	Anglo-Saxon	2403	-0,1873489			
	Continental	2403	-0,1264328	-0,1264328		
	Eastern	2403		-0,0947955		
	Southern	2403			0,0092254	
	Nordic	2403				0,2458140
	Sig.			0,079	0,539	1,000

Means for groups in homogenous subgroups are displayed.

Basis: observed means.

The error term is mean of squares(Error) = ,972.

a. The critical Values for this dataare not monotonous. Substitutions were made to ensure monotony. Therefore the Type I error is smaller.

b. Alpha = ,01

1.3 Discriminant analysis

Notes

Log generated		18-JUL-2019 11:44:28
Comments		
Input	Data	C:\Users\Mo\Documents\Uni\10 Sommersemester 2018\Masterarbeit\SPSS\ESS\ESS7-Del\ESS7_DEL_Total_WFR.sav
	Active Data Set	DataSet1
	Filter	<none>
	Weighted	<none>
	Split Data	<none>
	Number of rows in Data	12015
	Processing of Missing Values	Definition of Missing
Processed Cases		In the part of the analysis cases featuring missing values for variables either defined by the user or the system will be treated as missing. Cases with values missing due to user definition or based on the system and cases that lie out of range will always be excluded.
Syntax		<pre> DISCRIMINANT /GROUPS=Welfare_regime_type(1 5) /VARIABLES=zSelf_Interest_rationales ZDeservingness_Rationale ZEconomic_Sociotropic_Rationale ZCultural_sociotropic_rationales2 /ANALYSIS ALL /SAVE=SCORES /PRIORS EQUAL /STATISTICS=RAW GCOV TABLE /PLOT=COMBINED /CLASSIFY=NONMISSING SEPARATE. </pre>
Resources	Prozessor Time	00:00:00,59
	Time Elapsed	00:00:00,46
Computed or transformed Variables	Dis1_2	Diskriminant score of function 1 for analysis 1
	Dis2_2	Diskriminant score of function 2 for analysis 2
	Dis3_2	Diskriminant score of function 3 for analysis 3
	Dis4_2	Diskriminant score of function 4 for analysis 4
Number of unweighted cases		12015

Group Statistic

Welfare Regime Type		Valid Values (listwise)	
		Unweighted	Weighted
Anglo-Saxon	z-Value: Self-Interest Rationales	2403	2403,000
	z-Value: Deservingness Rationales	2403	2403,000
	z-Value: Economic Sociotropic Rationales	2403	2403,000
	z-Value: Cultural Sociotropic Rationales	2403	2403,000
Continental	z-Value: Self-Interest Rationales	2403	2403,000
	z-Value: Deservingness Rationales	2403	2403,000
	z-Value: Economic Sociotropic Rationales	2403	2403,000
	z-Value: Cultural Sociotropic Rationales	2403	2403,000
Nordic	z-Value: Self-Interest Rationales	2403	2403,000
	z-Value: Deservingness Rationales	2403	2403,000
	z-Value: Economic Sociotropic Rationales	2403	2403,000
	z-Value: Cultural Sociotropic Rationales	2403	2403,000
Southern	z-Value: Self-Interest Rationales	2403	2403,000
	z-Value: Deservingness Rationales	2403	2403,000
	z-Value: Economic Sociotropic Rationales	2403	2403,000
	z-Value: Cultural Sociotropic Rationales	2403	2403,000
Eastern	z-Value: Self-Interest Rationales	2403	2403,000
	z-Value: Deservingness Rationales	2403	2403,000
	z-Value: Economic Sociotropic Rationales	2403	2403,000
	z-Value: Cultural Sociotropic Rationales	2403	2403,000
Total	z-Value: Self-Interest Rationales	12015	12015,000
	z-Value: Deservingness Rationales	12015	12015,000
	z-Value: Economic Sociotropic Rationales	12015	12015,000
	z-Value: Cultural Sociotropic Rationales	12015	12015,000

Covariance Matrices

Welfare Regime Type		z-Value:	z-Value:	z-Value:	z-Value:
		Self-Interest Rationales	Deservingness Rationales	Economic Sociotropic Rationales	Cultural Sociotropic Rationales
Anglo-Saxon	z-Value: Self-Interest Rationales	1,133	-0,292	0,561	0,539
	z-Value: Deservingness Rationales	-0,292	0,665	-0,304	-0,344
	z-Value: Economic Sociotropic Rationales	0,561	-0,304	1,132	0,802
	z-Value: Cultural Sociotropic Rationales	0,539	-0,344	0,802	1,100
Continental	z-Value: Self-Interest Rationales	1,135	-0,304	0,471	0,478
	z-Value: Deservingness Rationales	-0,304	0,767	-0,316	-0,379
	z-Value: Economic Sociotropic Rationales	0,471	-0,316	0,914	0,678
	z-Value: Cultural Sociotropic Rationales	0,478	-0,379	0,678	1,014
Nordic	z-Value: Self-Interest Rationales	0,794	-0,302	0,222	0,286
	z-Value: Deservingness Rationales	-0,302	1,202	-0,375	-0,436
	z-Value: Economic Sociotropic Rationales	0,222	-0,375	0,748	0,501

	z-Value: Cultural Sociotropic Rationales	0,286	-0,436	0,501	0,905
Southern	z-Value: Self-Interest Rationales	0,890	-0,167	0,353	0,320
	z-Value: Deservingness Rationales	-0,167	0,940	-0,171	-0,225
	z-Value: Economic Sociotropic Rationales	0,353	-0,171	0,979	0,618
	z-Value: Cultural Sociotropic Rationales	0,320	-0,225	0,618	0,916
Eastern	z-Value: Self-Interest Rationales	0,637	-0,084	0,207	0,198
	z-Value: Deservingness Rationales	-0,084	0,732	-0,109	-0,194
	z-Value: Economic Sociotropic Rationales	0,207	-0,109	0,890	0,613
	z-Value: Cultural Sociotropic Rationales	0,198	-0,194	0,613	0,926

Eigenvalues

Function	Eigenvalue	% of Variance	Cumulative %	Canonical Correlation
1	,134 ^a	76,6	76,6	0,344
2	,030 ^a	17,3	93,9	0,172
3	,011 ^a	6,0	99,9	0,102
4	,000 ^a	0,1	100,0	0,015

a. First 4 canonical diskriminant functions were used in the analysis.

Wilks' Lambda

Test of Function(s)	Wilks' Lambda	Chi-Square	df	Sig.
1 through 4	0,846	2003,005	16	0,000
2 through 4	0,960	488,108	9	0,000
3 through 4	0,989	128,097	4	0,000
4	1,000	2,551	1	0,110

Standardised Canonical Diskriminant Function Coefficients

	Function			
	1	2	3	4
z-Value: Self-Interest Rationales	-0,467	0,926	-0,386	-0,132
z-Value: Deservingness Rationales	0,753	0,620	0,007	0,459
z-Value: Economic Sociotropic Rationales	-0,191	0,183	1,342	0,202
z-Value: Cultural Sociotropic Rationales	0,158	-0,419	-0,925	0,955

Structure Matrix

	Function			
	1	2	3	4
z-Value: Self-Interest Rationales	,873*	0,474	0,044	0,106
z-Value: Deservingness Rationales	-0,676	,676*	-0,218	0,197
z-Value: Economic Sociotropic Rationales	-0,411	-0,153	-0,171	,883*
z-Value: Cultural Sociotropic Rationales	-0,482	0,087	0,565	,664*

Pooled within-groups correlations between discriminating variables and standardised canonical discriminant functions

Variables ordered by absolute size of correlation within function.

*.Largest absolute correlation between each variable and any discriminant function

Canonical Discriminant Function Coefficients

	Function			
	1	2	3	4
z-Value: Self-Interest Rationales	-0,487	0,967	-0,403	-0,137
z-Value: Deservingness Rationales	0,811	0,668	0,007	0,494
z-Value: Economic Sociotropic Rationales	-0,198	0,190	1,390	0,210
z-Value: Cultural Sociotropic Rationales	0,160	-0,425	-0,938	0,969
(Constant)	-0,013	0,043	0,010	0,038

Unstandardised coefficients

Functions at Group-Centroids

Welfare Regime Type	Function			
	1	2	3	4
Anglo-Saxon	0,386	-0,103	0,147	0,010
Continental	0,088	0,238	0,038	-0,020
Nordic	-0,687	0,008	0,044	0,008
Southern	0,005	-0,265	-0,086	-0,014
Eastern	0,208	0,121	-0,142	0,016

Unstandardised canonical discriminant functions evaluated at group means

Gruppen-Kovarianzen der kanonischen Diskriminanzfunktionen

Welfare Regime Type		1	2	3	4
Anglo-Saxon	1	0,992	-0,222	-0,031	-0,185
	2	-0,222	0,970	0,007	0,038
	3	-0,031	0,007	1,026	0,027
	4	-0,185	0,038	0,027	1,063
Continental	1	1,053	-0,161	0,040	-0,119
	2	-0,161	1,034	-0,046	-0,013
	3	0,040	-0,046	0,908	-0,048
	4	-0,119	-0,013	-0,048	0,934
Nordic	1	1,245	0,243	0,014	0,110
	2	0,243	0,998	-0,054	-0,076
	3	0,014	-0,054	1,031	-0,115
	4	0,110	-0,076	-0,115	0,851
Southern	1	0,999	0,051	-0,025	0,108
	2	0,051	1,087	0,044	0,091
	3	-0,025	0,044	1,077	0,054
	4	0,108	0,091	0,054	1,066
Eastern	1	0,712	0,088	0,003	0,086
	2	0,088	0,910	0,048	-0,040
	3	0,003	0,048	0,958	0,082
	4	0,086	-0,040	0,082	1,086

The between-groups covariance matrix of canonical discriminant functions is per definition a unit matrix.

Box's Test of Equality of Covariance Matrices of Canonical Discriminant Functions

Log Determinants

Welfare Regime Type	Rank	Log Determinant
Anglo-Saxon	4	-0,039
Continental	4	-0,126
Nordic	4	-0,007
Southern	4	0,196
Eastern	4	-0,428
(Unit Matrix)	4	0,000

The ranks and natural logarithms of issued determinants are of the canonical discriminant functions.

Text Results

Box's M		967,755
F	Approximate Value	24,177
	df1	40
	df2	318176691,176
	Sig.	0,000

Tests the null hypothesis of covariance matrices of unit population of canonical discriminant functions.

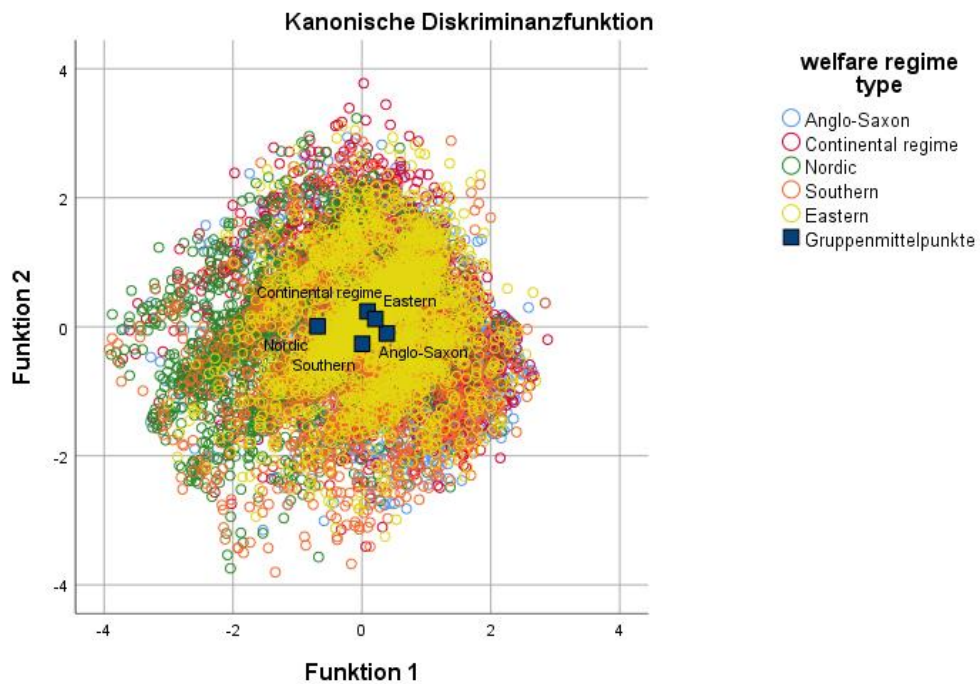
Classification Statistics

Summary of Processing of Classifications

Processed		12015
Excluded	Group Codes missing or out of range	0
	At least on deiscriminant variable missing	0
Used in Output		12015

A-priori-Probability of Groups

Welfare Regime Type	A-priori	Cases used in Analysis	
		Unweighted	Weighted
Anglo-Saxon	0,200	2403	2403,000
Continental	0,200	2403	2403,000
Nordic	0,200	2403	2403,000
Southern	0,200	2403	2403,000
Eastern	0,200	2403	2403,000
Gesamt	1,000	12015	12015,000



Results of Classification^a

Welfare Regime Type		Predicted Group Membership					Gesamt	
Original	Number	Anglo-Saxon	Continental	Nordic	Southern	Eastern		
		Anglo-Saxon	952	292	303	215	641	2403
		Continental	664	459	475	142	663	2403
		Nordic	295	353	1129	169	457	2403
		Southern	559	207	517	419	701	2403
		Eastern	495	277	331	255	1045	2403
	%	Anglo-Saxon	39,6	12,2	12,6	8,9	26,7	100,0
		Continental	27,6	19,1	19,8	5,9	27,6	100,0
		Nordic	12,3	14,7	47,0	7,0	19,0	100,0
		Southern	23,3	8,6	21,5	17,4	29,2	100,0
		Eastern	20,6	11,5	13,8	10,6	43,5	100,0

a. 33,3% of originally grouped cases were classified correctly.

2 Appendix 2 – public values

2.1 MANOVA

Note

Log Generated		18-JUL-2019 12:24:55
Comments		
Input	Data	C:\Users\Mo\Documents\Uni\10 Sommersemester 2018\Masterarbeit\SPSS\ESS\ESS8-Del\ESS8_DEL_Outl_Total_WFR.sav
	Active Data Set	DataSet2
	Filter	<none>
	Weighted	<none>
	Split Data	<none>
	Number of rows in Data	23415
Processing of Missing Values	Definition of Missing	Values defined as missing by the user are treated as missing.
	Processed Cases	The statistic is based on all cases with valid values for all variables in the model.
Syntax		GLM Conservation_Values Self_Transcendence_Values Self_Enhancement_Values BY Welfare_regimes /METHOD=SSTYPE(3) /INTERCEPT=INCLUDE /POSTHOC=Welfare_regimes(QREGW GH) /EMMEANS=TABLES(Welfare_regimes) COMPARE ADJ(LSD) /PRINT=DESCRIPTIVE ETASQ OPOWER TEST(SSCP) RSSCP HOMOGENEITY /CRITERIA=ALPHA(.01) /DESIGN= Welfare_regimes.
Resources	Processor Time	00:00:00,30
	Time Elapsed	00:00:00,30

Descriptive Statistics

Welfare Regime Types		Mean	Std. Deviation	N
Conservation values	Anglo-Saxon	2,6815	0,80335	4683
	Continental	2,7837	0,80844	4683
	Nordic	2,9608	0,79621	4683
	Southern	2,4972	0,77375	4683
	Eastern	2,5592	0,77539	4683
	Total	2,6965	0,80852	23415
Self-transcendence values	Anglo-Saxon	2,1690	0,71850	4683
	Continental	2,0695	0,64363	4683
	Nordic	2,0658	0,60483	4683
	Southern	2,1121	0,68660	4683
	Eastern	2,3715	0,77814	4683
	Total	2,1576	0,69814	23415
Self-enhancement values	Anglo-Saxon	3,5325	0,99927	4683
	Continental	3,6174	0,97667	4683
	Nordic	3,9146	0,93100	4683
	Southern	3,3891	0,98427	4683
	Eastern	3,2034	1,00990	4683
	Total	3,5314	1,00888	23415

Box's Test of Equality of Covariance Matrices^a

Box's M	1256,544
F	52,341
df1	24
df2	1513139532,744
Sig.	0,000

Tests the null hypothesis that the observed covariance matrices of the dependent variables are equal across groups.

a. Design: Intercept + Welfare_regimes

Bartlett's Test of Sphericity^a

Likelihood-Ratio	0,000
Approx. Chi-Square	9820,140
df	5
Sig.	0,000

Tests the null hypothesis that the residual covariance matrix is proportional to an identity matrix.

a. Design: Intercept + Welfare_regimes

Multivariate Tests^a

Effect		Value	F	Hypothesis df	Error df	Sig.	Partial Eta- Squared	Decentr. Parameter	Observed Accuracy ^d
Intercept	Pillai's Trace	0,958	177405,352 ^b	3,000	23408,000	0,000	0,958	532216,055	1,000
	Wilks' Lambda	0,042	177405,352 ^b	3,000	23408,000	0,000	0,958	532216,055	1,000
	Hotelling's Trace	22,737	177405,352 ^b	3,000	23408,000	0,000	0,958	532216,055	1,000
	Roy's Largest Root	22,737	177405,352 ^b	3,000	23408,000	0,000	0,958	532216,055	1,000
Welfare_regimes	Pillai's Trace	0,135	275,711	12,000	70230,000	0,000	0,045	3308,537	1,000
	Wilks' Lambda	0,866	287,353	12,000	61932,038	0,000	0,047	3031,262	1,000
	Hotelling's Trace	0,153	297,467	12,000	70220,000	0,000	0,048	3569,609	1,000
	Roy's Largest Root	0,141	825,314 ^c	4,000	23410,000	0,000	0,124	3301,255	1,000

a. Design: Intercept + Welfare_regimes

b. Exact statistic

c. The statistic is an upper bound on F that yields a lower bound on the significance level.

d. Computed using Alpha = ,01

Levene's Test of Equality of Error Variances^a

		F	df1	df2	Sig.
Conservation values	Based on mean	3,296	4	23410	0,010
	Based on median	3,575	4	23410	0,006
	Based on median and adjusted df	3,575	4	23343,082	0,006
	Based on trimmed mean	3,279	4	23410	0,011
Self-transcendence values	Based on mean	81,994	4	23410	0,000
	Based on median	72,921	4	23410	0,000
	Based on median and adjusted df	72,921	4	22451,240	0,000
	Based on trimmed mean	82,865	4	23410	0,000
Self-enhancement values	Based on mean	11,071	4	23410	0,000
	Based on median	12,032	4	23410	0,000
	Based on median and adjusted df	12,032	4	23366,928	0,000
	Based on trimmed mean	11,460	4	23410	0,000

Tests the null hypothesis that the error variance of the dependent variable is equal across groups.

a. Design: Intercept + Welfare_regimes

Tests of Between-Subjects Effects

Source		Type III Sums of Squares	df	Mean Square	F	Sig.	Partial Eta-Squared	Decentr. Parameter	Observed Accuracy ^d
Corrected Model	Conservation values	638,220 ^a	4	159,555	254,652	0,000	0,042	1018,608	1,000
	Self-transcendence values	300,379 ^b	4	75,095	158,212	0,000	0,026	632,847	1,000
	Self-enhancement values	1320,979 ^c	4	330,245	343,441	0,000	0,055	1373,764	1,000
Intercept	Conservation values	170251,309	1	170251,309	271723,515	0,000	0,921	271723,515	1,000
	Self-transcendence values	109001,871	1	109001,871	229648,240	0,000	0,907	229648,240	1,000
	Self-enhancement values	292004,176	1	292004,176	303672,438	0,000	0,928	303672,438	1,000
Welfare_regimes	Conservation values	638,220	4	159,555	254,652	0,000	0,042	1018,608	1,000
	Self-transcendence values	300,379	4	75,095	158,212	0,000	0,026	632,847	1,000
	Self-enhancement values	1320,979	4	330,245	343,441	0,000	0,055	1373,764	1,000
Error	Conservation values	14667,789	23410	0,627					
	Self-transcendence values	11111,489	23410	0,475					
	Self-enhancement values	22510,498	23410	0,962					
Total	Conservation values	185557,318	23415						
	Self-transcendence values	120413,739	23415						
	Self-enhancement values	315835,653	23415						
Corrected Total	Conservation values	15306,009	23414						
	Self-transcendence values	11411,868	23414						
	Self-enhancement values	23831,477	23414						

a. R Squared = ,042 (Adjusted R Squared = ,042)

b. R Squared = ,026 (Adjusted R Squared = ,026)

c. R Squared = ,055 (Adjusted R Squared = ,055)

d. Computed with Alpha = ,01

Between Subjects SSCP Matrix

			Conservation values	Self-transcendence values	Self-enhancement values
Hypothesis	Intercept	Conservation values	170251,309	136226,691	222966,574
		Self-transcendence values	136226,691	109001,871	178406,843
		Self-enhancement values	222966,574	178406,843	292004,176
	Welfare_regimes	Conservation values	638,220	-245,529	853,108
		Self-transcendence values	-245,529	300,379	-498,459
		Self-enhancement values	853,108	-498,459	1320,979
Error	Conservation values	14667,789	5757,792	4511,600	
	Self-transcendence values	5757,792	11111,489	1989,127	
	Self-enhancement values	4511,600	1989,127	22510,498	

Based on Type III Sums of Squares

Residual SSCP Matrix

			Conservation values	Self-transcendence values	Self-enhancement values
Sum-of-Squares and Cross-Products	Conservation values	14667,789	5757,792	4511,600	
	Self-transcendence values	5757,792	11111,489	1989,127	
	Self-enhancement values	4511,600	1989,127	22510,498	
Covariance	Conservation values	0,627	0,246	0,193	
	Self-transcendence values	0,246	0,475	0,085	
	Self-enhancement values	0,193	0,085	0,962	
Correlation	Conservation values	1,000	0,451	0,248	
	Self-transcendence values	0,451	1,000	0,126	
	Self-enhancement values	0,248	0,126	1,000	

Based on Type III Sum of Squares

Estimated Residuals

		Estimator			
Dependent Variable		Mean	Standard Error	99% Confidence Interval	
				Lower Bound	Upper Bound
Conservation values	Anglo-Saxon	2,681	0,012	2,652	2,711
	Continental	2,784	0,012	2,754	2,814
	Nordic	2,961	0,012	2,931	2,991
	Southern	2,497	0,012	2,467	2,527
	Eastern	2,559	0,012	2,529	2,589
Self-transcendence values	Anglo-Saxon	2,169	0,010	2,143	2,195
	Continental	2,070	0,010	2,044	2,095
	Nordic	2,066	0,010	2,040	2,092
	Southern	2,112	0,010	2,086	2,138
	Eastern	2,372	0,010	2,346	2,397
Self-enhancement values	Anglo-Saxon	3,532	0,014	3,496	3,569
	Continental	3,617	0,014	3,580	3,654
	Nordic	3,915	0,014	3,878	3,952
	Southern	3,389	0,014	3,352	3,426
	Eastern	3,203	0,014	3,167	3,240

Pairwise Comparisons

Dependent Variable	Welfare Regime Type (I)	Welfare Regime Type (J)	Mean Difference (I-J)	Standard Error	Sig. ^b	99% Confidence Interval of the Difference ^b	
						Lower Bound	Upper Bound
Conservation values	Anglo-Saxon	Continental	-,102*	0,016	0,000	-0,144	-0,060
		Nordic	-,279*	0,016	0,000	-0,322	-0,237
		Southern	,184*	0,016	0,000	0,142	0,226
		Eastern	,122*	0,016	0,000	0,080	0,164
	Continental	Anglo-Saxon	,102*	0,016	0,000	0,060	0,144
		Nordic	-,177*	0,016	0,000	-0,219	-0,135
		Southern	,287*	0,016	0,000	0,244	0,329
		Eastern	,225*	0,016	0,000	0,182	0,267
	Nordic	Anglo-Saxon	,279*	0,016	0,000	0,237	0,322
		Continental	,177*	0,016	0,000	0,135	0,219
		Southern	,464*	0,016	0,000	0,422	0,506
		Eastern	,402*	0,016	0,000	0,359	0,444
	Southern	Anglo-Saxon	-,184*	0,016	0,000	-0,226	-0,142
		Continental	-,287*	0,016	0,000	-0,329	-0,244
		Nordic	-,464*	0,016	0,000	-0,506	-0,422
		Eastern	-,062*	0,016	0,000	-0,104	-0,020
	Eastern	Anglo-Saxon	-,122*	0,016	0,000	-0,164	-0,080
		Continental	-,225*	0,016	0,000	-0,267	-0,182
		Nordic	-,402*	0,016	0,000	-0,444	-0,359
		Southern	,062*	0,016	0,000	0,020	0,104
Self-transcendence values	Anglo-Saxon	Continental	,100*	0,014	0,000	0,063	0,136
		Nordic	,103*	0,014	0,000	0,067	0,140
		Southern	,057*	0,014	0,000	0,020	0,094
		Eastern	-,202*	0,014	0,000	-0,239	-0,166
	Continental	Anglo-Saxon	-,100*	0,014	0,000	-0,136	-0,063
		Nordic	0,004	0,014	0,792	-0,033	0,040

		Southern	-.043*	0,014	0,003	-0,079	-0,006
		Eastern	-,302*	0,014	0,000	-0,339	-0,265
	Nordic	Anglo-Saxon	-,103*	0,014	0,000	-0,140	-0,067
		Continental	-0,004	0,014	0,792	-0,040	0,033
		Southern	-,046*	0,014	0,001	-0,083	-0,010
		Eastern	-,306*	0,014	0,000	-0,342	-0,269
	Southern	Anglo-Saxon	-,057*	0,014	0,000	-0,094	-0,020
		Continental	,043*	0,014	0,003	0,006	0,079
		Nordic	,046*	0,014	0,001	0,010	0,083
		Eastern	-,259*	0,014	0,000	-0,296	-0,223
	Eastern	Anglo-Saxon	,202*	0,014	0,000	0,166	0,239
		Continental	,302*	0,014	0,000	0,265	0,339
		Nordic	,306*	0,014	0,000	0,269	0,342
		Southern	,259*	0,014	0,000	0,223	0,296
Self-enhancement values	Anglo-Saxon	Continental	-,085*	0,020	0,000	-0,137	-0,033
		Nordic	-,382*	0,020	0,000	-0,434	-0,330
		Southern	,143*	0,020	0,000	0,091	0,196
		Eastern	,329*	0,020	0,000	0,277	0,381
	Continental	Anglo-Saxon	,085*	0,020	0,000	0,033	0,137
		Nordic	-,297*	0,020	0,000	-0,349	-0,245
		Southern	,228*	0,020	0,000	0,176	0,280
		Eastern	,414*	0,020	0,000	0,362	0,466
	Nordic	Anglo-Saxon	,382*	0,020	0,000	0,330	0,434
		Continental	,297*	0,020	0,000	0,245	0,349
		Southern	,526*	0,020	0,000	0,473	0,578
		Eastern	,711*	0,020	0,000	0,659	0,763
	Southern	Anglo-Saxon	-,143*	0,020	0,000	-0,196	-0,091
		Continental	-,228*	0,020	0,000	-0,280	-0,176
		Nordic	-,526*	0,020	0,000	-0,578	-0,473
		Eastern	,186*	0,020	0,000	0,133	0,238

Eastern	Anglo-Saxon	-,329*	0,020	0,000	-0,381	-0,277
	Continental	-,414*	0,020	0,000	-0,466	-0,362
	Nordic	-,711*	0,020	0,000	-0,763	-0,659
	Southern	-,186*	0,020	0,000	-0,238	-0,133

Based on estimated marginal means

*. The mean difference is significant on the ,01-level.

b. Adjusted for multiple comparisons:lowest significant difference (corresponds to no adjustment).

Multivariate Tests

	Value	F	Hypothesis df	Error df	Sig.	Partial Eta-Squared	Decentr. Parameter	Observed Accuracy ^b
Pillai's Trace	0,135	275,711	12,000	70230,000	0,000	0,045	3308,537	1,000
Wilks' Lambda	0,866	287,353	12,000	61932,038	0,000	0,047	3031,262	1,000
Hotelling's Trace	0,153	297,467	12,000	70220,000	0,000	0,048	3569,609	1,000
Roy's Largest Root	0,141	825,314 ^a	4,000	23410,000	0,000	0,124	3301,255	1,000

Every F tests the multivariate effect of Welfare Regime Types. These tests are based on lineary independent pairwise comparisons between estimated marginal means.

a. The statistic is an upper bound on F that yields a lower bound on the significance level.

b. Computed using Alpha = ,01

Univariate Tests

Dependent Variable		Sum of Squares	df	Mean of Squares	F	Sig.	Partial Eta-Squared	Decentr. Parameter	Observed Accuracy ^a
Conservation values	Contrast	638,220	4	159,555	254,652	0,000	0,042	1018,608	1,000
	Error	14667,789	23410	0,627					
Self-transcendence values	Contrast	300,379	4	75,095	158,212	0,000	0,026	632,847	1,000
	Error	11111,489	23410	0,475					
Self-enhancement values	Contrast	1320,979	4	330,245	343,441	0,000	0,055	1373,764	1,000
	Error	22510,498	23410	0,962					

F tests the effect of Welfare Regime Types. This test is based on lineary independent pairwise comparisons of estimated marginal means.

a. Computed using Alpha = ,01

Post hoc tests

Games-Howell

Multiple Comparisons

Dependent Variable	Welfare Regime Type (I)	Welfare Regime Type (J)	Mean Difference (I-J)	Standard Error	Sig.	99% Confidence Interval	
						Lower Bound	Upper Bound
Conservation values	Anglo-Saxon	Continental	-,1023*	0,01665	0,000	-0,1565	-0,0481
		Nordic	-,2794*	0,01653	0,000	-0,3332	-0,2256
		Southern	,1843*	0,01630	0,000	0,1312	0,2374
		Eastern	,1222*	0,01632	0,000	0,0691	0,1753
	Continental	Anglo-Saxon	,1023*	0,01665	0,000	0,0481	0,1565
		Nordic	-,1771*	0,01658	0,000	-0,2311	-0,1231
		Southern	,2866*	0,01635	0,000	0,2333	0,3398
		Eastern	,2245*	0,01637	0,000	0,1712	0,2778
	Nordic	Anglo-Saxon	,2794*	0,01653	0,000	0,2256	0,3332

		Continental	,1771 [*]	0,01658	0,000	0,1231	0,2311
		Southern	,4637 [*]	0,01622	0,000	0,4108	0,5165
		Eastern	,4016 [*]	0,01624	0,000	0,3487	0,4545
	Southern	Anglo-Saxon	-,1843 [*]	0,01630	0,000	-0,2374	-0,1312
		Continental	-,2866 [*]	0,01635	0,000	-0,3398	-0,2333
		Nordic	-,4637 [*]	0,01622	0,000	-0,5165	-0,4108
		Eastern	-,0621 [*]	0,01601	0,001	-0,1142	-0,0100
	Eastern	Anglo-Saxon	-,1222 [*]	0,01632	0,000	-0,1753	-0,0691
		Continental	-,2245 [*]	0,01637	0,000	-0,2778	-0,1712
		Nordic	-,4016 [*]	0,01624	0,000	-0,4545	-0,3487
		Southern	,0621 [*]	0,01601	0,001	0,0100	0,1142
Self-transcendence values	Anglo-Saxon	Continental	,0995 [*]	0,01410	0,000	0,0536	0,1454
		Nordic	,1033 [*]	0,01372	0,000	0,0586	0,1479
		Southern	,0569 [*]	0,01452	0,001	0,0096	0,1042
		Eastern	-,2025 [*]	0,01548	0,000	-0,2529	-0,1521
	Continental	Anglo-Saxon	-,0995 [*]	0,01410	0,000	-0,1454	-0,0536
		Nordic	0,0038	0,01291	0,998	-0,0383	0,0458
		Southern	-0,0426	0,01375	0,017	-0,0874	0,0022
		Eastern	-,3020 [*]	0,01476	0,000	-0,3500	-0,2539
	Nordic	Anglo-Saxon	-,1033 [*]	0,01372	0,000	-0,1479	-0,0586
		Continental	-0,0038	0,01291	0,998	-0,0458	0,0383
		Southern	-,0464 [*]	0,01337	0,005	-0,0899	-0,0028
		Eastern	-,3057 [*]	0,01440	0,000	-0,3526	-0,2588
	Southern	Anglo-Saxon	-,0569 [*]	0,01452	0,001	-0,1042	-0,0096
		Continental	0,0426	0,01375	0,017	-0,0022	0,0874
		Nordic	,0464 [*]	0,01337	0,005	0,0028	0,0899
		Eastern	-,2594 [*]	0,01516	0,000	-0,3087	-0,2100
	Eastern	Anglo-Saxon	,2025 [*]	0,01548	0,000	0,1521	0,2529
		Continental	,3020 [*]	0,01476	0,000	0,2539	0,3500
		Nordic	,3057 [*]	0,01440	0,000	0,2588	0,3526

Self-enhancement values	Anglo-Saxon	Southern	,2594*	0,01516	0,000	0,2100	0,3087
		Continental	-,0849*	0,02042	0,000	-0,1514	-0,0185
		Nordic	-,3822*	0,01996	0,000	-0,4472	-0,3172
		Southern	,1434*	0,02050	0,000	0,0766	0,2101
	Continental	Eastern	,3290*	0,02076	0,000	0,2614	0,3966
		Anglo-Saxon	,0849*	0,02042	0,000	0,0185	0,1514
		Nordic	-,2972*	0,01972	0,000	-0,3614	-0,2331
		Southern	,2283*	0,02026	0,000	0,1623	0,2943
	Nordic	Eastern	,4140*	0,02053	0,000	0,3471	0,4808
		Anglo-Saxon	,3822*	0,01996	0,000	0,3172	0,4472
		Continental	,2972*	0,01972	0,000	0,2331	0,3614
		Southern	,5255*	0,01980	0,000	0,4611	0,5900
	Southern	Eastern	,7112*	0,02007	0,000	0,6459	0,7766
		Anglo-Saxon	-,1434*	0,02050	0,000	-0,2101	-0,0766
		Continental	-,2283*	0,02026	0,000	-0,2943	-0,1623
		Nordic	-,5255*	0,01980	0,000	-0,5900	-0,4611
	Eastern	Eastern	,1857*	0,02061	0,000	0,1186	0,2528
		Anglo-Saxon	-,3290*	0,02076	0,000	-0,3966	-0,2614
		Continental	-,4140*	0,02053	0,000	-0,4808	-0,3471
		Nordic	-,7112*	0,02007	0,000	-0,7766	-0,6459
		Southern	-,1857*	0,02061	0,000	-0,2528	-0,1186

Basis: observed means.

The error term is mean of squares(Error) = ,962.

*. The mean difference is significant on the ,01-level.

Ryan-Einot-Gabriel-Welsch-Range – homogenous subgroups

Conservation values

Welfare Regime Types		N	Subgroups				
			1	2	3	4	5
Ryan-Einot-Gabriel-Welsch-Range ^{a,b}	Southern	4683	2,4972				
	Eastern	4683		2,5592			
	Anglo-Saxon	4683			2,6815		
	Continental	4683				2,7837	
	Nordic	4683					2,9608
	Sig.			1,000	1,000	1,000	1,000

Group means for homogenous subgroups are shown. Basis: observed means.

The error term is mean of squares(Error) = ,627.

a. The critical values for the data is not monotonous. Substitutions were performed to ensure monotony. Therefore the Type I error is smaller.

b. Alpha = ,01

Self-transcendence values

Welfare Regime Types		N	Subgroups			
			1	2	3	4
Ryan-Einot-Gabriel-Welsch-Range ^{a,b}	Nordic	4683	2,0658			
	Continental	4683	2,0695			
	Southern	4683		2,1121		
	Anglo-Saxon	4683			2,1690	
	Eastern	4683				2,3715
	Sig.			0,980	1,000	1,000

Group means for homogenous subgroups are shown. Basis: observed means.

The error term is mean of squares(Error) = ,475.

a. The critical values for the data is not monotonous. Substitutions were performed to ensure monotony. Therefore the Type I error is smaller.

b. Alpha = ,01

Self-enhancement values

Welfare Regime Types		N	Subgroups				
			1	2	3	4	5
Ryan-Einot-Gabriel-Welsch-Range ^{a,b}	Eastern	4683	3,2034				
	Southern	4683		3,3891			
	Anglo-Saxon	4683			3,5325		
	Continental	4683				3,6174	
	Nordic	4683					3,9146
	Sig.			1,000	1,000	1,000	1,000

Group means for homogenous subgroups are shown. Basis: observed means.

The error term is mean of squares(Error) = ,962.

a. The critical values for the data is not monotonous. Substitutions were performed to ensure monotony. Therefore the Type I error is smaller.

b. Alpha = ,01

2.2 Discriminant analysis

Note

Log generated		18-JUL-2019 12:26:22
Comments		
Input	Data	C:\Users\Mo\Documents\Uni\10 Sommersemester 2018\Masterarbeit\SPSS\ESS\ESS8-Del\ESS8_DEL_Outl_Total_WFR.sav
	Active Data Set	DataSet2
	Filter	<none>
	Weighted	<none>
	Split Data	<none>
	Number of rows in Data	23415
Processing of Missing Values	Definition of Missing	Values defined as missing are treated as missing in this part of the analysis.
	Processed Cases	In this part of the analysis cases are processed that do not show values defined as missing by the user or the system for the variables. Cases defined as missing by the user or the system and cases with group variables outside of range are always excluded.
Syntax	DISCRIMINANT /GROUPS=Welfare_regimes(1 5) /VARIABLES=Conservation_Values Self_Transcendence_Values Self_Enhancement_Values /ANALYSIS ALL /SAVE=SCORES /PRIORS EQUAL /STATISTICS=RAW GCOV TABLE /PLOT=COMBINED /CLASSIFY=NONMISSING SEPARATE.	
Ressources	Prozessor Time	00:00:00,44
	Time Elapsed	00:00:00,42
Computed or transformed Variables	Dis1_3	Diskriminant score of function 1 for analysis 1
	Dis2_3	Diskriminant score of function 2 for analysis 2
	Dis3_3	Diskriminant score of function 3 for analysis 3
Number of unweighted cases		23415

Group Statistic

welfare regime types		Valid Values (listwise)	
		Unweighted	Weighted
Anglo-Saxon	Conservation values	4683	4683,000
	Self-transcendence values	4683	4683,000
	Self-enhancement values	4683	4683,000
Continental	Conservation values	4683	4683,000
	Self-transcendence values	4683	4683,000
	Self-enhancement values	4683	4683,000
Nordic	Conservation values	4683	4683,000
	Self-transcendence values	4683	4683,000
	Self-enhancement values	4683	4683,000
Souther	Conservation values	4683	4683,000
	Self-transcendence values	4683	4683,000
	Self-enhancement values	4683	4683,000
Eastern	Conservation values	4683	4683,000
	Self-transcendence values	4683	4683,000
	Self-enhancement values	4683	4683,000
Total	Conservation values	23415	23415,000
	Self-transcendence values	23415	23415,000
	Self-enhancement values	23415	23415,000

Covariance Matrices

Welfare Regime Types		Conservation values	Self-transcendence values	Self-enhancement values
Anglo-Saxon	Conservation values	0,645	0,258	0,204
	Self-transcendence values	0,258	0,516	0,071
	Self-enhancement values	0,204	0,071	0,999
Continental	Conservation values	0,654	0,172	0,203
	Self-transcendence values	0,172	0,414	0,046
	Self-enhancement values	0,203	0,046	0,954
Nordic	Conservation values	0,634	0,137	0,116
	Self-transcendence values	0,137	0,366	0,030
	Self-enhancement values	0,116	0,030	0,867
Souther	Conservation values	0,599	0,261	0,208
	Self-transcendence values	0,261	0,471	0,048
	Self-enhancement values	0,208	0,048	0,969
Eastern	Conservation values	0,601	0,401	0,232
	Self-transcendence values	0,401	0,605	0,230
	Self-enhancement values	0,232	0,230	1,020

Summary of the canonical discriminant function

Eigenvalues

Function	Eigenvalues	% of Variance	Cumulative %	Canonical Correlation
1	,141 ^a	92,5	92,5	0,352
2	,010 ^a	6,7	99,1	0,100
3	,001 ^a	0,9	100,0	0,037

a. First 3 canonical discriminant functions were used in the analysis.

Wilks' Lambda

Test of Function(s)	Wilks' Lambda	Chi-Square	df	Sig.
1 through 3	0,866	3355,931	12	0,000
2 through 3	0,989	267,644	6	0,000
3	0,999	31,225	2	0,000

Standardised Canonical Discriminant Function Coefficients

	Function		
	1	2	3
Conservation values	0,714	0,545	-0,715
Self-transcendence values	-0,760	0,642	0,517
Self-enhancement values	0,558	-0,065	0,866

Structure Matrix

	Function		
	1	2	3
Self-transcendence values	-0,368	,879*	0,303
Conservation values	0,510	,818*	-0,266
Self-enhancement values	0,640	0,151	,754*

Pooled within-groups correlations between discriminant variables and standardised canonical discriminant functions
Variables ordered by absolute size of correlation within function.

*. Largest absolute correlation between each variable and any discriminant function

Canonical Discriminant Function Coefficients

	Function		
	1	2	3
Conservation values	0,902	0,689	-0,903
Self-transcendence values	-1,103	0,931	0,750
Self-enhancement values	0,569	-0,067	0,883
(Constant)	-2,061	-3,630	-2,303

Unstandardised coefficients

Functions at Group-Centroids

Welfare Regime Type	Function		
	1	2	3
Anglo-Saxon	-0,026	0,000	0,023
Continental	0,225	-0,028	-0,069
Nordic	0,558	0,071	0,031
Southern	-0,211	-0,170	0,020
Eastern	-0,546	0,127	-0,005

Unstandardised canonical discriminant functions evaluated at group means

Group Covariances of Canonical Discriminant Functions

Welfare Regime Type		1	2	3
Anglo-Saxon	1	1,084	-0,036	0,001
	2	-0,036	1,062	0,008
	3	0,001	0,008	1,013
Continental	1	1,152	0,053	-0,074
	2	0,053	0,870	-0,058
	3	-0,074	-0,058	1,013
Nordic	1	1,050	0,053	-0,137
	2	0,053	0,783	-0,134
	3	-0,137	-0,134	1,067
Southern	1	1,008	-0,030	0,078
	2	-0,030	1,006	-0,009
	3	0,078	-0,009	0,889
Eastern	1	0,706	-0,039	0,133
	2	-0,039	1,279	0,192
	3	0,133	0,192	1,018

The common covariance matrix between groups of canonical discriminant functions is per definition a unit matrix.

Box's test of equality of covariance matrices of canonical discriminant functions

Log Determinants

Welfare Regime Type	Rang	Log-Determinante
Anglo-Saxon	3	0,152
Continental	3	0,004
Nordic	3	-0,171
Southern	3	-0,112
Eastern	3	-0,142
(Unit Matrix)	3	0,000

The ranks and natural logarithms of issued determinants are of the canonical discriminant functions

Text Results

Box-M		1256,544
F	Approximate Value	52,341
	df1	24
	df2	1513139532,743
	Sig.	0,000

Tests the null hypothesis of the covariance matrices of the canonical discriminant functions.

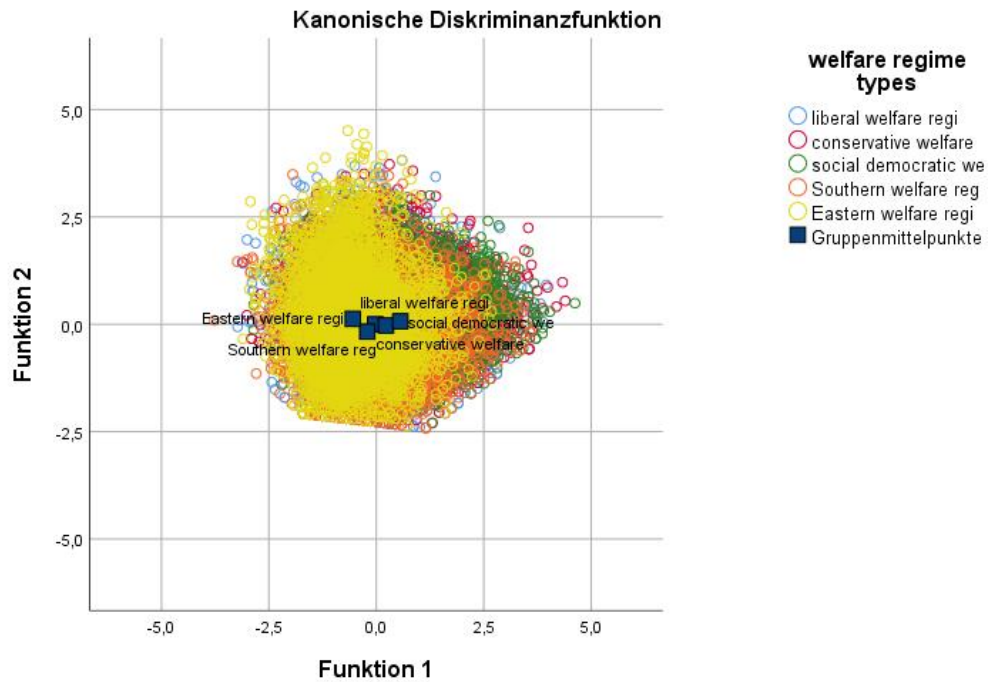
Classification statistics

Summary of Processing of Classifications

Processed		23415
Excluded	Group codes missing or outside of range	0
	At least one discriminant variable missing	0
Used in output		23415

A-priori Probability of Groups

Welfare Regime Types	A-priori	Cases used in analysis	
		Unweighted	Weighted
Anglo-Saxon	0,200	4683	4683,000
Continental	0,200	4683	4683,000
Nordic	0,200	4683	4683,000
Southern	0,200	4683	4683,000
Eastern	0,200	4683	4683,000
Total	1,000	23415	23415,000



Results of Classification^a

Welfare Regime Type		Predicted Group Membership					Total	
		Anglo-Saxon	Continental	Nordic	Southern	Eastern		
Original	Number	Anglo-Saxon	81	288	1508	925	1881	4683
		Continental	62	353	1941	867	1460	4683
		Nordic	73	310	2632	664	1004	4683
		Southern	56	213	1211	999	2204	4683
		Eastern	56	196	742	798	2891	4683
%		Anglo-Saxon	1,7	6,1	32,2	19,8	40,2	100,0
		Continental	1,3	7,5	41,4	18,5	31,2	100,0
		Nordic	1,6	6,6	56,2	14,2	21,4	100,0
		Southern	1,2	4,5	25,9	21,3	47,1	100,0
		Eastern	1,2	4,2	15,8	17,0	61,7	100,0

a. 29,7% of originally grouped cases were classified correctly.

3 Appendix 3 – PRRP welfare chauvinist rationales

3.1 Category scheme

Variables	Items	Abbreviation	Assessment dimension (Scale)		Definition	Example	
Self-interest		SI	negative	positive	Statements about fears of individual consequences of Immigration/minorities		
	Jobs	SI-J	-1	0	1	Statements about Immigration/minorities with reference to job-loss/job-competition	Immigrants/Minorities take jobs away/bring jobs
	Services/Benefits	SI-B	-1	0	1	Statements about iImmigrants/Immigration/minorities with reference to a competition over state/welfare benefits and welfare scroungers	Immigrants/Minorities take out more benefits than they contribute in taxes/Are a burden on our Welfare system/state/tax-payer
	Housing	SI-H	-1	0	1	Statements about competition with migrants/minority groups over housing	Immigrants/Minorities take away housing space
	General	SI-G	-1	0	1	General statements about competition with migrants/minority groups over resources	Immigrants/Minorities are a burden for the nation state
Deservingness		D				Statements on the deservingness of immigrants/minorities between different groups of immigrants/minorities or compared to national citizens	
	Refugee status (need)	D-R	-1	0	1	Statements about a preferential treatment/immigration opportunities of/for refugees (compared to other immigrant groups)	Governments should generously judge immigrants with refugee status/should concentrate on helping refugees (those really in need)
	Work migrants	D-W	-1	0	1	Statements about preferential treatment/reducing the immigration of economic/work migrants/minorities	Work migrants should be allowed/not allowed into the nation. Migrants/minorities should not receive preferential treatment.
	EU-citizens	D-EU	-1	0	1	Statements about preferential treatment/reducing the immigration of EU migrants	EU citizens should not receive preferential treatment.
	Welfare Scrounger's	D-WS	-1	0	1	Statements about the treatment of welfare scroungers and the reduction of this type of immigration.	Welfare scroungers should not be allowed to immigrate/receive benefits. Welfare incentives for immigration should be abolished (incl. family reunion).
	Illegal Immigrants	D-II	-1	0	1	Statements about the treatment of illegal immigrants and the reduction of this type of immigration.	Illegal immigrants should not receive benefits/not be allowed to work/to remain in the country.

Qualification for immigration/receiving benefits	D-Q	-1	0	1	Statements about the necessity/minimum requirements for immigration/the reception of benefits	Immigrants should be allowed only /preferably, if...
work place	D-WP	-1	0	1	... a work place	... they are in possession of a work contract and should have to leave when it expires.
age	D-Q-A	-1	0	1	... they are below a certain age group.	... younger immigrants enjoy more provisions, which changes above a certain age.
health	D-Q-H	-1	0	1	... they meet certain health standards.	... they don't carry any diseases. They should undergo a health check before being allowed to enter the country.
length of residency/required contributions	D-Q-Ry	-1	0	1	... they have lived in the country for some years/ they have paid contributions.	...they lived here/paid contributions for a minimum of X years
temporary residence	D-Q-Temp	-1	0	1	... should only be allowed temporarily	Immigrants should only be allowed temporarily.
general deservings to receive benefits (language/health/etc.)	D-Q-RB	-1	0	1	... general deservings of benefits	Immigrants/minorities should not receive certain/all benefits.
education	D-Q-Ed	-1	0	1	...educational	...they have good educational qualifications
work skills	D-Q-WS	-1	0	1	...work skills	...they have the necessary skills
language skills	D-Q-LS	-1	0	1	...language ability	...they speak the national language
religion	D-Q-Rel	-1	0	1	...religious denomination	...they share the same religion/are Christian
race	D-Q-R	-1	0	1	...ethnicity and race	...they are European/Caucasian
commitment to national way of life	D-Q-WoL	-1	0	1	...the commitment to the national way of life	...they are committed to the way of life in the country
crime	D-Q-Cr	-1	0	1	... they have not committed any crimes.	Immigrants should not be allowed to enter/should be deported, if they committed

						crimes/are part of a criminal organisation/terrorist organisation.
Economic sociotropic concerns	ES				Statements on the impact of immigration/minority groups on the state of the national economy	Immigrants/minority groups impact negatively/positively on... the overall economy
	Economic impact overall	ES-Econ	-1	0	1 Statements about the overall impact of immigration/minorities on the economy	
	labour market burden on welfare system	ES-Lab	-1	0	1 Statements about the impact of immigration/minority groups on the labour market	...on the labour market
	social destabilisation	ES-WFS	-1	0	1 Statements about the impact of immigration/minority groups on the welfare system	...on the welfare system
	ES-SD	-1	0	1 Statements about immigrants/minorities threatening the social fabric of society	... the social stability of society.	
Cultural sociotropic concerns	CS				Statements on the impact of immigration/minorities on cultural life and the fabric of society overall	
	Impact on National Security	CS-NS	-1	0	1 Statements about immigration/minority groups as a threat for national security	Immigrants/minority groups constitute a threat for national security.
	Threat of terror	CS-T	-1	0	1 Statements linking immigration/minority groups to a terrorist threat.	immigrants/minority groups raise the threat of terrorist attacks.
	Impact on crime	CS-Cr	-1	0	1 Statements about the impact of immigration/minority groups on crime	Immigrants/minority groups make crime problems worse/better
	Impact on religious practice	CS-Rel	-1	0	1 Statements about the impact of immigration/minorities on religious practice	Immigrants/minority groups undermine/enrich religious practices and beliefs
	Impact on national health	CS-H	-1	0	1 Statements about the impact of immigration/minorities on national health	Immigrants/minority groups may constitute a threat to national health/may carry infectious diseases.
	Individual freedom	CS-InFrd	-1	0	1 Statements about the impact of immigration/minority groups on individual freedoms	Immigrants/minority groups impact negatively/positively on individual freedoms of society
	Willingness to integrate	CS-Intgr	-1	0	1 Statements about the willingness and the responsibility of immigrants/minority groups to integrate into society.	Immigrants/Minority groups are willing to integrate into society/reject society. I./M.g. should integrate into society.
	Willingness to accept/adopt national way of life	CS-NWoL	-1	0	1 Statements about the willingness of immigrants/minorities to accept/adopt the national way of life	immigrants/Minority groups are willing/unwilling to accept/ adopt the national way of life
Cultural differences	CS-Diff	-1	0	1 Statements about the threat posed by immigrants/minority groups due to cultural differences...	The cultural differences impact negatively/positively on our society. Ceasing	

patriarchy	CS-Diff-Pat	-1	0	1	...regarding the equality of sexes	consideration on the grounds of cultural difference.
religious freedom	CS-Diff-Rel	-1	0	1	...regarding religious freedoms	Immigrants/Minority groups import patriarchic values and attitudes into society
freedom of speech	CS-Diff-FrSp	-1	0	1	...regarding the freedom of speech	Immigrants/Minority groups restrict the religious freedom within society
liberal values	CS-Diff-Lib	-1	0	1	...regarding liberal values	Immigrants/Minority groups don't accept the freedom of speech within society
democratic values	CS-Diff-Dem	-1	0	1	...regarding democratic values	Immigrants/Minority groups undermine the liberal values within society
violence	CS-Diff-V	-1	0	1	...regarding the use of violence	Immigrants/Minority groups undermine democratic values within society
						Immigrants/Minority groups have differnt views on the legitimate use of violence within society

3.2 UKIP (2018)

Variables	Items	Abbreviation	Quote	Sign	Page	Assessment (Scale)
Self-interest		SI				-14
	Jobs	SI-J	British nursing applicants are being rejected because it is cheaper to recruit already qualified foreign applicants [...]. We will prioritise training our own NHS workers [...] [...] rather than relying on recruiting medical staff from abroad.	SIJ-1 SIJ-2 SIJ-3	3 3 3	-1 -1 -1
	Services/Benefits	SI-B	An NHS Health Card will entitle British citizens to use the NHS, whilst foreign visitors, unless specifically provided for by reciprocal agreements, will be required to have private health insurance. When Britain leaves the EU, this entitlement must not be extended to any new arrivals from the EU [...]. Many of these people will have no history of contributing significant tax revenue to help pay for the NHS but have the same entitlement as British citizens. UKIP will stop child benefit being paid for non-UK resident children of foreign citizens. UKIP will scrap the target of 0.7% GNI for Overseas Aid and return £14 billion to HM Treasury to assist our own citizens in our own country. UKIP will repeal the Equality Act 2010 which gives special rights and privileges to certain groups with 'protected characteristics' and revert to pre-existing equality laws. For example, it allowed the BBC to advertise BAME (Black Asian Minority Ethnic) only internships and training schemes [...] [...] thereby discriminating against white youngsters. Our people should be treated equally under the same laws.	SIB-1 SIB-2 SIB-3 SIB-4 SIB-6 SIB-7 SIB-8 SIB-9 SIB-10	2 2 2 3 7 16 16 16 16	-1 -1 -1 -1 -1 -1 -1 -1 -1
	Housing	SI-H	One of the most significant problems has been that immigrants from the European Union have enjoyed access to social housing on the same basis as British citizens.	SIH-1	4	-1
	General	SI-G	This [...] depresses the wages and living standards of those at the bottom end of the economic scale	SIG-1	4	-1
Deservingness		D				-15
	Refugee status (need)	D-R				
	Work migrants	D-W				
	EU-citizens	D-EU				
	Welfare Scrounger's	D-WS	We will end 'health tourism' by foreign nationals.	DWS-1	2	-1

Illegal Immigrants	D-II					
Qualification for immigration/receiving benefits	D-Q	[...] no more open-border EU immigration.	DQ-1	2	-1	
		UKIP believes that the age of uncontrolled mass-immigration must come to an end.	DQ-2	4	-1	
		UKIP will rescind the UK's assent to the Barcelona Declaration (1995) and the Marrakesh Declaration (2018).	DQ-3	4	-1	
		Both of these documents pave the way for yet more uncontrolled and unlimited immigration from Africa, the Middle East and beyond.	DQ-4	4	-1	
work place	D-WP					
age	D-Q-A					
health	D-Q-H					
length of residency/rendered contributions	D-Q-Ry	UKIP would not pay benefits to foreign nationals resident in the UK until they have paid tax for 5 years.	DQRy-1	3	-1	
		Migrants will not be able to claim public housing or benefits until they have been a tax paying resident in UK for a continuous five years.	DQRy-2	4	-1	
		UKIP will introduce a five-year residency qualification for any non-UK citizen buyer of residential property in designated areas in England.	DQRy-3	4	-1	
temporary residence	D-Q-Temp	Immigration for permanent settlement must be strictly limited.	DQTemp-1	4	-1	
		Temporary immigration for workers on work permits and students will be both strictly controlled and time-limited.	DQTemp-2	4	-1	
general deservingness to receive benefits (language/health/etc.)	D-Q-RB	Workers on permits and students will be expected to possess private health insurance as a condition of entry to the UK (unless covered by a reciprocal medical treatment agreement).	DQRB	4	-1	
education	D-Q-Ed					
work skills	D-Q-WS	UKIP will introduce a selective and limited Australian style points-based immigration system.	DQWS-1	4	-1	
language skills	D-Q-LS					
religion	D-Q-Rel					
race	D-Q-R					
commitment to national way of life	D-Q-WoL					
crime	D-Q-Cr	UKIP would seek to deport foreign criminals,[...]	DQCr-1	9	-1	

			[...] where possible to have agreements with foreign states whereby we pay them so that their citizens can serve their sentences in their own countries.	DQCr-2	9	-1
			Such criminals would be have a life-time ban on re-entry to the UK.	DQCr-3	9	-1
Economic sociotropic concerns	ES					-14
	Economic impact overall	ES-Econ	Mass uncontrolled immigration has been extremely damaging to Britain. [This] drives up property prices and rental costs. [...] - with the added benefit of saving about £67 million per annum.	ESEcon-1	4	-1
				ESEcon-2	4	-1
				ESEcon-3	16	-1
	labour market	ES-Lab	[...] in some cases thereby lowering acceptable standards. We have imported cheap labour by the million.	ESLab-1	3	-1
				ESLab-2	4	-1
	burden on welfare system	ES-WFS	EU open borders have created a major drain on resources by bringing in around 3.8 million additional people. The NHS is in crisis, [...] from [...] ever-increasing demand from foreign nationals who should have no entitlement to use its services free of charge. The NHS is a national health service and not an international health service. The NHS is open to widespread abuse by non-UK citizens. The UK does not have a housing problem - it has a demand problem [...] [...] demand being fuelled by mass uncontrolled immigration. We cannot stabilise the housing problem until we have controlled immigration.	WSWFS-1	2	-1
				WSWFS-2	2	-1
				WSWFS-3	2	-1
				WSWFS-4	2	-1
				WSWFS-6	4	-1
				WSWFS-7	4	-1
				WSWFS-8	4	-1
	social destabilisation	ES-SD	[...] the 6.6 million population growth between 2000-2016 was 80% due to migrants and births to migrants. Such a rate of increase is simply unsustainable in one of the most densely populated countries in the world.	ESSD-1	4	-1
				ESSD-2	4	-1
Cultural sociotropic concerns	CS					-13
	Impact on National Security	CS-NS	UKIP will end mass uncontrolled immigration,[...] [...] under a security-based screening policy we restrict any limited migration from Islamic countries to those people we can be sure, as far as possible, do not follow a literalist and extremist interpretation of Islam. Islamic extremism is actively fostered in HM Prisons at state expense. Islamic gangs hold sway in some prisons and non-Islamic prisoners are converting for their own protection.	CSNS-1	14	-1
				CSNS-2	14	-1
				CSNS-3	14	-1
				CSNS-4	14	-1
	Threat of terror	CS-T				

	Impact on crime	CS-Cr	Around 11% of the prison population are foreign nationals – over 9,000.	CSCr-1	8	-1
			It is now accepted that one of the key factors that drove the cover up of this phenomenon was adherence by the authorities to political correctness and the fear of identifying the vast majority of the perpetrators as Muslims.	CSCr-2	13	-1
			UK laws to protect children must be implemented fully and impartially, irrespective of the culture, ethnicity or religious beliefs of the perpetrators.	CSCr-3	13	-1
	Impact on religious practice	CS-Rel	UKIP would introduce the separation of prisoners or prisons exclusively for Islamic prisoners who promote extremism or try to convert non-Islamic prisoners.	CSRel-1	14	-1
			UKIP would repeal the legislation that gives legal recognition for Sharia law courts.	CSRel-2	14	-1
	Impact on national health	CS-H				
	Individual freedom	CS-InFrd				
	Willingness to integrate	CS-Intgr				
	Willingness to accept/adopt national way of life	CS-NWoL				
	Cultural differences	CS-Diff				
	patriarchy	CS-Diff-Pat	We will ensure that the police and relevant bodies take a zero-tolerance approach to unacceptable ‘cultural’ practices such as female genital mutilation (FGM).	CSDiffPa t-1	8	-1
			There are issues to be addressed, such as the failure to prosecute cases of female genital mutilation and forced marriages.	CSDiffPa t-2	13	-1
	religious freedom	CS-Diff-Rel	Current UK law states all animals must be stunned prior to slaughter – unless it is for a religious purpose.	CSDiffRe 1-1	14	-1
			UKIP will repeal the law allowing exemptions for ritual non-stun slaughter.	CSDiffRe 1-2	14	-1
freedom of speech	CS-Diff-FrSp					
liberal values	CS-Diff-Lib					
democratic values	CS-Diff-Dem					
violence	CS-Diff-V					

3.3 FPÖ

3.3.1 General program (2017)

Variables	Items	Abbreviation	Quote	Sign	Programm	Page	Assessment (Scale)
Self-interest		SI					-10
	Jobs	SI-J	Darüber hinaus verdrängen billige Arbeitskräfte aus dem europäischen Osten österreichische Arbeitnehmer Schritt für Schritt vom heimischen Arbeitsmarkt	SIJ-1	Main	14	-1
			Sektorale Schließung des österreichischen Arbeitsmarktes für EU-Ausländer und Drittstaatsangehörige zum Schutz heimischer Arbeitnehmer	SIJ-2	Main	14	-1
	Services/Benefits	SI-B	Dass Grundwehrdiener, die für Österreichs Sicherheit eintreten, weniger bekommen als Fremde mit der Mindestsicherung	SIB-1	Main	7	-1
			Die FPÖ steht für eine Sozialpolitik, die klar und deutlich die eigenen Staatsbürger in den Vordergrund stellt.	SIB-2	Main	14	-1
			Diese Position zieht sich von der Mindestsicherung bis hin zum leistbaren Wohnen.	SIB-3	Main	14	-1
			Es ist inakzeptabel, dass österreichische Staatsbürger, die ihr Leben lang hart gearbeitet haben und eine Mindestpension beziehen, weniger Leistung erhalten als viele Zuwanderer, [...]	SIB-4	Main	14	-1
			Dass Pensionen hart arbeitender Österreicher geringer sind als die Mindestsicherung für Zuwanderer	SIB-5	Main	14	-1
			Zusammenlegung aller Krankenkassen mit getrennten Rechenkreisen für Staatsbürger und Ausländer	SIB-6	Main	16	-1
	Housing	SI-H	Dass im sozialen Wohnbau immer mehr Wohnungen an Menschen nicht-österreichischer Herkunft vergeben werden	SIH-1	Main	15	-1
			Wiederbelebung des sozialen Wohnbaus und Bevorzugung österreichischer Staatsbürger bei der Wohnungsvergabe [...]	SIH-2	Main	15	-1
	General	SI-G					
Deservingness		D					-28
	Refugee status (need)	D-R	Natürlich bekennen wir uns dazu, Menschen, welche aus rassischen, religiösen oder politischen Gründen verfolgt werden, Asyl zu gewähren, [...]	DR-1	Main	2	1
			sofern sie nicht über ein sicheres Drittland in unser Bundesgebiet eingereist sind.	DR-2	Main	2	-1
			Asyl ist Schutz vor Verfolgung, und zwar auf Zeit, nämlich bis zum Wegfall des Asylgrundes.	DR-3	Main	2	-1
			Auch Asylberechtigte sollen so lange in der Grundversorgung bleiben, [...]	DR-5	Main	2	-1

Work migrants	D-W	[...] konsequente Abschiebung von Scheinasylanten	DR-6	Main	2	-1
	D-EU	[...] oder auch nur temporär in den Arbeitsmarkt einwandern dürfen.	DW-1	Main	2	-1
Welfare Scrounger's	D-WS	[...] die Sozialmissbrauch betreiben [...]	DWS-1	Main	2	-1
		Jeglicher finanzieller Anreiz, welcher – wie die Mindestsicherung – als Lockmittel dient, ist zu unterbinden.	DWS-2	Main	2	-1
		Im Asylverfahren sollen nur Sach- und keine Geldleistungen zur Verfügung gestellt werden.	DWS-3	Main	2	-1
		[...] Anreiz für die weitere Zuwanderung nicht leistungsbereiter Migranten darstellt.	DWS-4	Main	14	-1
Illegal Immigrants	D-II	Österreich hat die Verpflichtung, sich mit der konsequenten Rückführung von Ausländern zu befassen, die illegal nach Österreich eingereist [...]	DII-1	Main	2	-1
Qualification for immigration/receiving benefits	D-Q	Das Grundrecht auf Heimat verpflichtet uns zu einer verantwortungsvollen Kontrolle, welche Menschen in Österreich eine neue Heimat finden [...]	DQ-1	Main	2	-1
		Einer ungehinderten und maßlosen Zuwanderung, wie sie in den letzten Jahren geschehen ist, muss ein Riegel vorgeschoben werden.	DQ-2	Main	2	-1
		Zuwanderung stoppen [...]	DQ-3	Main	2	-1
		Sichere EU-Außengrenzen – Stopp unkontrollierter Massenzuwanderung	DQ-4	Main	26	-1
work place	D-WP					
age	D-Q-A					
health	D-Q-H					
length of residency/rendered contributions	D-Q-Ry	[...] bis sie sich einen Anspruch auf Versicherungsleistungen erarbeitet haben.	DQRy-1	Main	2	-1
		Zugang zu Sozialleistungen für Nicht-Staatsbürger erst nach mindestens fünfjähriger Beitragszahlung	DQRy-2	Main	14	-1
		Dass Asylwerber vom ersten Tag an und ohne jeden Beitrag vollen Zugang zum österreichischen Gesundheitssystem erlangen	DQRy-3	Main	16	-1
		[...][Zuwanderer] die nie einen Cent in das Sozialsystem eingezahlt haben.	DQRy-4	Main	14	-1
temporary residence	D-Q-Temp					
general	D-Q-RB					
deservingness to receive benefits (language/health/etc.)						
education	D-Q-Ed	Für ausländische Studierende muss das „Herkunftslandprinzip“ gelten: [...]	DQEd-1	Main	11	-1
		[...] Nur wenn eine Studienberechtigung im Herkunftsland vorliegt, kann in Österreich ein entsprechendes Studium aufgenommen werden.	DQEd-2	Main	11	-1
		Studiengebühren und „Herkunftslandprinzip“ für Nicht-Österreicher	DQEd-3	Main	11	-1
		Studienbeiträge für „Bummelstudenten“ und Drittstaatsangehörige können bis zu einer Obergrenze autonom eingehoben werden.	DQEd-4	Main	11	-1

	work skills	D-Q-WS						
	language skills	D-Q-LS	[...] ohne Deutschkenntnisse keine geförderte Wohnung	DQLS-1	Main	15	-1	
	religion	D-Q-Rel	Das schließt auch Privilegien aufgrund der sozialen Zugehörigkeit oder der Mitgliedschaft zu einer Religionsgemeinschaft dezidiert aus.	DQRel-1	Main	16	-1	
	race	D-Q-R						
	commitment to national way of life	D-Q-WoL	Unverzügliche Aberkennung aller Staatsbürgerrechte bei illegaler Annahme einer fremden Staatsbürgerschaft.	DQWoL-1	Main	2	-1	
	crime	D-Q-Cr	[...] oder hier straffällig geworden sind, [...]	DQCr-1	Main	2	-1	
			Aberkennung der Staatsbürgerschaft von Dschihad-Rückkehrern	DQCr-2	Main	2	-1	
			Dass ausländische Straftäter nicht konsequent abgeschoben werden [...]	DQCr-3	Main	6	-1	
			Konsequente Überstellung von ausländischen Häftlingen in ihre Heimatländer, damit sie dort ihre Haft verbüßen	DQCr-4	Main	24	-1	
Economic sociotropic concerns		ES					-11	
	Economic impact overall	ES-Econ	Dass Österreich die Hauptlast des Zuwandererstroms tragen muss, [...]	ESEcon-1	Main	2	-1	
	labour market	ES-Lab	[...] heizen dadurch die ohnehin schon auf Rekordniveau befindliche Arbeitslosigkeit weiter an.	ESLab-1	Main	14	-1	
	burden on welfare system	ES-WFS	[...] nach wie vor dem Steuerzahler zur Last fallen [...]	ESWFS-1	Main	6	-1	
			Dass der Unterricht österreichischer Kinder durch immer mehr Schüler mit nicht ausreichenden Deutschkenntnissen leidet	ESWFS-2	Main	10	-1	
			Dass Ausländer nahezu kostenlos an den vom österreichischen Steuerzahler finanzierten Universitäten studieren können	ESWFS-3	Main	11	-1	
			Vor allem in der jüngeren Vergangenheit ist der Sozialstaat durch Zuwanderungswellen an die Grenze seiner Belastbarkeit gelangt.	ESWFS-4	Main	14	-1	
			Das Einfallstor in den Sozialstaat muss geschlossen werden.	ESWFS-5	Main	14	-1	
			Dass Familienleistungen an Kinder bezahlt werden, die bei wesentlich geringeren Lebenshaltungskosten im Ausland wohnen	ESWFS-6	Main	14	-1	
	social destibilisation	ES-SD	Bis auf Weiteres lehnt die FPÖ aufgrund der Migrationswellen der jüngsten Vergangenheit jegliche Zuwanderung ab.	ESSD-1	Main	2	-1	
			Dass eine regelrechte „Asylindustrie“ aus steuergeldfinanzierten NGOs aus der Massenzuwanderung ein Riesengeschäft auf Kosten der Österreicher macht	ESSD-2	Main	2	-1	
			[...] soziale und kulturelle Spannungen zu Lasten der verbleibenden Österreicher entstehen	ESSD-3	Main	15	-1	
Cultural sociotropic concerns		CS					-18	
	Impact on National Security	CS-NS	Von der Gefährlichkeit des Islamismus zeugen hunderte Tote und Verletzte, welche dem durch ihn verursachten Terror zum Opfer fielen.	CSNS-1	Main	2	-1	
			Das Vertrauen der Bevölkerung in die Sicherheit ist seit Jahren im Sinken und wurde durch das unkontrollierte Hereinlassen von unzähligen Migranten massiv verschlechtert.	CSNS-2	Main	6	-1	

		[...] die Sicherheit der Bürger weiterhin gefährden	CSNS-3	Main	6	-1
		Einführung von konsequenten Grenzkontrollen zur Eindämmung der illegalen Zuwanderung und des Kriminaltourismus	CSNS-4	Main	6	-1
Threat of terror	CS-T	[...] völlig neuen Bedrohungsszenarien wie dem islamischen Terrorismus zeigt.	CST-1	Main	6	-1
Impact on crime	CS-Cr	Im Zuge der illegalen Massenmigration, des Zustromes an Wirtschaftsflüchtlingen und Scheinasylanten, verstärkt seit September 2015, hat Österreich ein massives Problem mit der Ausländerkriminalität,	CSCr-1	Main	6	-1
		Die oftmals verhältnismäßig geringe Bestrafung von Gewalt- und Sexualstraftätern erschüttert das Vertrauen in die Justiz, insbesondere wenn der Verdacht einer Rücksichtnahme auf den kulturellen Hintergrund von Straftätern ausländischer Herkunft laut wird.	CSCr-2	Main	24	-1
Impact on religious practice	CS-Rel	Dass sich unter dem Deckmantel der Religionsfreiheit ungehindert islamistische Strukturen bilden können	CSRel-1	Main	2	-1
Impact on national health	CS-H					
Individual freedom	CS-InFrd					
Willingness to integrate	CS-Intgr	[...] die sich jeglicher Integration konsequent widersetzen	CSIntgr-1	Main	2	-1
Willingness to accept/adopt national way of life	CS-NWoL					
Cultural differences	CS-Diff	Die FPÖ bekennt sich dazu, die Heimat, die autochthone Bevölkerung und damit die österreichische Leitkultur zu schützen.	CSDiff-1	Main	2	-1
		Multikulturelle Parallelgesellschaften lehnen wir ab.	CSDiff-2	Main	2	-1
		Schutz der Autonomie von Familie und autochthonen Volksgruppen	CSDiff-3	Main	2	-1
		Dass die Pflege heimischen Brauchtums in Form regionaltypischer Veranstaltungen zunehmend an Bürokratie, Auflagen oder gar falscher Rücksichtnahme auf kulturelle Eigenheiten von Zuwanderern scheitert	CSDiff-4	Main	17	-1
patriarchy	CS-Diff-Pat	Wir akzeptieren keine Unterdrückung von Frauen und lehnen daher Zwangsheirat oder Kopftuchzwang strikt ab.	CSDiffPat-1	Main	12	-1

			Dass durch die Einwanderung von Menschen aus patriarchalen Kulturen eine neue Frauendiskriminierung stattfindet	CSDiffPat-2	Main	12	-1
	religious freedom	CS-Diff-Rel	Der Islam ist kein Teil Österreichs, [...] [...] die Auswüchse seiner fundamentalistischen Richtungen müssen entschlossen bekämpft werden.	CSDiffRel-1	Man	2	-1
			Verbot des betäubungslosen Schlachtens von Tieren, auch wenn dies religiös begründet wird	CSDiffRel-2	Man	2	-1
	freedom of speech	CS-Diff-FrSp		CSDiffRel-3	Man	19	-1
	liberal values	CS-Diff-Lib					
	democratic values	CS-Diff-Dem					
	violence	CS-Diff-V					

3.3.2 Economic program (2017)

Variables	Items	Abbreviation	Quote	Sign	Programm	Page	Assessment (Scale)
Self-interest		SI					-23
	Jobs	SI-J	Mit anderen Worten: Vor allem EU-Bürger aus Niedriglohnländern mit hoher Arbeitslosigkeit besetzen die Stellen, die neu entstehen.	SIJ-1	Suppl	42	-1
			Die Österreicher sehen zu, da sie durch die hohen Lohnnebenkosten mit „entsandten“ Beschäftigten nicht „konkurrenzfähig“ sind.	SIJ-2	Suppl	42	-1
			Vor allem im Bereich der Sozialabgaben haben die EU-Arbeiter aus dem Osten große Vorteile.	SIJ-3	Suppl	43	-1
			Es ist Ziel freiheitlicher Politik, diese Wettbewerbsnachteile österreichischer Arbeitnehmer und Unternehmen durch entsprechende Schutzmaßnahmen zu kompensieren, [...]	SIJ-4	Suppl	43	-1
			[...] gegenzusteuern und echte Chancengleichheit herzustellen.	SIJ-5	Suppl	43	-1
			Arbeitsanbieter (Arbeitnehmer und Kleinstunternehmer) aus den angrenzenden EU-Staaten haben vielfältige Wettbewerbsvorteile:	SIJ-6	Suppl	43	-1
			Ausländische Arbeitnehmer und Unternehmen sind nach österreichischem Recht zu besteuern und unterliegen der österreichischen Sozialversicherungspflicht inklusive entsprechender Lohnnebenkosten.	SIJ-7	Suppl	43	-1
			Denn nur dann kann es fairen Wettbewerb geben.	SIJ-8	Suppl	43	-1

			Bei anhaltend hoher Arbeitslosigkeit in bestimmten Branchen muss es zu einer sektoralen Arbeitsmarktschließung kommen können.	SIJ-9	Suppl	43	-1
			Aber die durch die Wirtschaft nach wie vor jedes Jahr zusätzlich geschaffenen Arbeitsplätze dürfen nicht nur Billigstanbiestern aus den Nachbarländern zugutekommen.	SIJ-10	Suppl	44	-1
			Arbeitsmarktpolitik vorrangig zugunsten arbeitsloser Staatsbürger, die in das System eingezahlt haben	SIJ-11	Suppl	44	-1
			[...] Lohn und Sozialdumping in diesem Bereich zu verhindern	SIJ-12	Suppl	45	-1
	Services/Benefits	SI-B	Die Freiheitlichen bekennen sich zu einem funktionierenden Sozialstaat als Solidargemeinschaft österreichischer Staatsbürger.	SIB-2	Suppl	38	-1
			Die Treffsicherheit des Systems muss in vielen maßgeblichen Bereichen deutlich verbessert werden	SIB-3	Suppl	41	-1
			(z. B. Wertanpassung bei Zahlungen von Familienleistungen ins Ausland). Deutlich niedrigere Steuern und Abgaben auf Arbeit [AN: Zur Herstellung von konkurrenzfähigkeit ggü. ausländischen Arbeitnehmern und Unternehmen]	SIB-4	Suppl	43	-1
			Sozialleistungen in das Ausland möglichst auf Null stellen (oder nach dem Grundsatz der Reziprozität behandeln)	SIB-5	Suppl	44	-1
			Dokumentation in der Arbeitslosenversicherung, der Pensions-, Kranken- und Unfallversicherung, was für Österreicher, EU-Bürger und Drittstaatsangehörige angewendet wird	SIB-6	Suppl	44	-1
			[...] innerhalb dieses einen Systems jedoch eigene Rechenkreise für österreichische Staatsbürger, EU-Bürger, Drittstaatsangehörige, Asylberechtigte und Asylwerber [...]	SIB-7	Suppl	45	-1
			[...] mit dem Ziel, Kostenwahrheit im Sozialsystem und auf dem Arbeitsmarkt herzustellen [...]	SIB-8	Suppl	45	-1
			[...] und die Treffsicherheit des Sozialsystems und der Arbeitsmarktpolitik deutlich zu erhöhen	SIB-9	Suppl	45	-1
	Housing	SI-H					
	General	SI-G	Freiheitliche Wirtschaftspolitik fordert Fairness und Chancengleichheit für österreichische Unternehmer und Arbeitnehmer.	SIG-2	Suppl	43	-1
			Deutlich geringere Lebenshaltungskosten, demnach deutlich höhere reale Kaufkraft des Geldes	SIG-4	Suppl	43	-1
			Einfacheres und flexibleres Arbeitsrecht	SIG-5	Suppl	43	-1
Deservingness		D					-17
	Refugee status (need)	D-R	Asylwerber und Asylanten bleiben in der Grundversorgung und beziehen Sachleistungen; [...]	SR-1	Suppl	45	1
			Keine Arbeitserlaubnis für Asylwerber in Österreich, [...]	SR-2	Suppl	45	-1
			Asylberechtigte müssen so schnell wie möglich in den Arbeitsmarkt integriert werden, [...]	SR-3	Suppl	45	1
	Work migrants	D-W	Sozialleistungen und sonstige Aufwendungen für Wirtschaftsmigranten minimieren	DW-1	Suppl	44	-1

			Ein Maßnahmenpaket gegen hohe sektorale Arbeitslosigkeit in Österreich mit Zugangsbeschränkungen für Ausländer	DW-2	Suppl	44	-1
			Konsequente, rasche Abschiebung von abgelehnten Asylwerbern („Wirtschaftsflüchtlingen“)	DW-3	Suppl	45	-1
EU-citizens	D-EU		Drittstaatsangehörige zahlen kostendeckende Studiengebühren.	DEU-1	Suppl	18	-1
			Ein Drittel der Mindestsicherungsbezieher in Gesamt-Österreich sind keine EU-Bürger, [...]	DEU-2	Suppl	39	1
Welfare Scrounger's	D-WS		[...] das ist auch im Interesse der Herkunftsländer, damit es zu keiner sozialen Wanderungsbewegung kommt	DWS-1	Suppl	44	-1
			[...] im derzeitigen System bildet der Bezug der bedarfsorientierten Mindestsicherung einen Anreiz, sich aus dem Sozialsystem finanzieren zu lassen; [...]	DWS-2	Suppl	45	-1
Illegal Immigrants	D-II						
Qualification for immigration/receiving benefits	D-Q						
work place	D-WP		[...] bereits nach 26 Wochen Bezug des Arbeitslosengeldes verpflichtende Bewerbung am Arbeitsmarkt im Heimatland, [...]	DQWP-1	Suppl	44	-1
			[...] nach 52 Wochen Bezug des Arbeitslosengeldes keine Notstandshilfe oder Mindestsicherung, [...]	DQWP-2	Suppl	44	-1
			[...] die Zuständigkeit für soziale Unterstützung fällt an das Heimatland zurück – [...]	DQWP-3	Suppl	44	-1
age	D-Q-A						
health	D-Q-H						
length of residency/rendered contributions	D-Q-Ry		[...] gleichzeitige Verpflichtung zur gemeinnützigen Arbeit in ihrem Umfeld bzw. Infrastruktur	DQRy-1	Suppl	45	-1
temporary residence	D-Q-Temp						
general deservingness to receive benefits (language/health/etc.)	D-Q-RB						
education	D-Q-Ed		„Herkunftslandprinzip“ für ausländische Studierende:	DWEd-1	Suppl	18	-1
			Nur wenn eine Studienberechtigung im Herkunftsland vorliegt, kann in Österreich ein entsprechendes Studium aufgenommen werden.	DWEd-2	Suppl	18	-1
			Studiengebühren für Nicht-Österreicher: [...]	DWEd-3	Suppl	18	-1
work skills	D-Q-WS		Selbstverständlich schließt dies die Beschäftigung von qualifizierten Nichtösterreichern nicht aus.	DQWS-1	Suppl	44	1
language skills	D-Q-LS		Deshalb ist eine zentrale Forderung der FPÖ: Deutsch vor Regelschuleintritt.	DQLS-1	Suppl	17	-1
			Bei der Schuleinschreibung wird der Sprachstand erhoben.	DQLS-2	Suppl	17	-1

			Ist dieser ungenügend, so werden betroffene Schüler so lange in einer „Deutschklasse“ gefördert, bis sie die Unterrichtssprache ausreichend beherrschen.	DQLS-3	Suppl	17	-1
			Erst dann erfolgt die Aufnahme in eine „reguläre“ Schulklasse.	DQLS-4	Suppl	17	-1
			Deutsch vor Schuleintritt: [...]	DQLS-5	Suppl	18	-1
			Ausreichende Kenntnis der Unterrichtssprache vor Schuleintritt	DQLS-6	Suppl	18	-1
			Einführung einer verpflichtenden Sprachstandserhebung vor Eintritt in die Primarstufe.	DQLS-7	Suppl	18	-1
	religion	D-Q-Rel					
	race	D-Q-R					
	commitment to national way of life	D-Q-WoL					
	crime	D-Q-Cr					
Economic sociotropic concerns		ES					-21
	Economic impact overall	ES-Econ	Und der stetige Fluss von ausländischen Arbeitnehmern und Einzelunternehmern nach Österreich nimmt nicht ab.	ESEcon-1	Suppl	42	-1
			Da die heimischen Unternehmen erwiesenermaßen sich dagegen nicht schützen können, muss Österreich geeignete (Not-)Maßnahmen einleiten.	ESEcon-2	Suppl	42-43	-1
			Bestmögliche Beseitigung aller Wettbewerbsnachteile gegenüber angrenzenden EU-Staaten	ESEcon-3	Suppl	44	-1
			Möglichkeiten des Bestbieterprinzips zugunsten heimischer Unternehmen ausschöpfen	ESEcon-4	Suppl	44	-1
			Beispielsweise ist an die Niederlassungsfreiheit und ihre Folgen für den Arbeitsmarkt und das Sozialsystem mancher Mitgliedstaaten – darunter jedenfalls Österreich – zu denken.	ESEcon-5	Suppl	51	-1
	labour market	ES-Lab	Denn der Arbeitsmarkt ist durch die Freizügigkeit von EU-Bürgern angespannt [...]	ESLab-1	Suppl	10	-1
			Seit der Öffnung des österreichischen Arbeitsmarktes Richtung Osten ist die Zahl der „Entsendeten“ um satte 400 Prozent gestiegen.	ESLab-2	Suppl	42	-1
			Eine Einladung an alle Arbeitnehmer aus Ländern mit geringem Lohnniveau, sich auf die Reise in den Westen und Norden zu machen.	ESLab-3	Suppl	42	-1
			Die Freiheitlichen lehnen diese Bedrohung für den österreichischen Arbeitsmarkt aus Brüssel strikt ab.	ESLab-4	Suppl	42	-1
	burden on welfare system	ES-WFS	[...] die budgetäre Belastung für Mindestsicherung und Integration ist außerordentlich hoch.	ESWFS-1	Suppl	10	-1
			Für Studierende aus dem EU-Raum sind kostendeckende Ausgleichszahlungen durch die EU zu verhandeln.	ESWFS-3	Suppl	18	-1
			Allein von 2010 bis 2016 ist die Zahl der Mindestsicherungsbezieher in Wien um mehr als 100(!) Prozent gestiegen.	ESWFS-4	Suppl	39	-1
			Der Anteil der Nichtösterreicher lag erstmals über 50 Prozent.	ESWFS-5	Suppl	39	-1
			[...] die Hälfte der ausländischen Bezieher beanspruchen zusätzlich auch noch die Notstandshilfe.	ESWFS-6	Suppl	39	-1

			Die durch die Migrationsbewegungen ausgelösten enormen Kosten für unser Sozialsystem müssen eingedämmt und die stark steigende Tendenz in diesem Bereich umgekehrt werden.	ESWFS-7	Suppl	41	-1
			2018 werden nach jüngsten Schätzungen des Fiskalrates die Kosten für Flüchtlinge und Asylberechtigte bereits 2,7 Milliarden Euro betragen.	ESWFS-8	Suppl	41	-1
			Die mit enormen Kosten verbundene Einwanderung von Nicht-EU-Bürgern in unser Sozialsystem auf Null stellen	ESWFS-9	Suppl	44	-1
			Ein Kassasturz in der Arbeitslosenversicherung und beim AMS-Budget, um zu dokumentieren, was Zuwanderung in diesem Bereich die österreichischen Steuerzahler kostet	ESWFS-10	Suppl	44	-1
			Bekämpfung der strukturellen Langzeitarbeitslosigkeit bei Nicht-Staatsbürgern; [...]	ESWFS-11	Suppl	44	-1
			[...] eine möglichst schnelle Integration von Asylberechtigten in den Arbeitsprozess entlastet das Sozialwesen	ESWFS-12	Suppl	45	-1
	social destilisation	ES-SD	Sonst steht der soziale Frieden auf dem Spiel.	ESSD-1	Suppl	43	-1
Cultural sociotropic concerns		CS					0
	Impact on National Security	CS-NS					
	Threat of terror	CS-T					
	Impact on crime	CS-Cr					
	Impact on religious practice	CS-Rel					
	Impact on national health	CS-H					
	Individual freedom	CS-InFrd					
	Willingness to integrate	CS-Intgr					
	Willingness to accept/adopt national way of life	CS-NWoL					
	Cultural differences	CS-Diff					
	patriarchy	CS-Diff-Pat					
	religious freedom	CS-Diff-Rel					
	freedom of speech	CS-Diff-FrSp					
	liberal values	CS-Diff-Lib					
	democratic values	CS-Diff-Dem					
	violence	CS-Diff-V					

3.4 AfD (2017)

Variables	Items	Abbreviation	Quote	Sign	Page	Assessment (Scale)
Self-interest		SI				-9
	Jobs	SI-J				
	Services/Benefits	SI-B	Folgen der Massenimmigration: Nicht auf dem Rücken der Schüler	SIB-1	58	-1
			Einheimische Schüler dürfen nicht in ihrem Lernfortschritt behindert werden.	SIB-2	58	-1
			Die zur Zeit dort mobilisierten jährlichen Milliardenbeträge, mit steigender Tendenz für die Zukunft, müssen in die Stabilisierung der Alterssicherung der deutschen Bevölkerung umgelenkt werden.	SIB-4	76	-1
			In der Krankenversicherung führt dies zu einer weithin unbekanntem, eindeutigen Besserstellung türkischer Staatsangehöriger gegenüber deutschen Staatsangehörigen.	SIB-5	83	-1
			Dies [AN: Besserstellung türkischer Staatsangehöriger] betrifft insbesondere die in unserem Sozialversicherungsrecht nicht vorgesehene Ausweitung der Familienversicherung.	SIB-6	83	-1
			Da nach türkischem Recht die Eltern mit zur Familie gehören, werden auch in der Türkei lebende Eltern türkischer Arbeitnehmer mitversichert.	SIB-7	83	-1
			Das deutsch-türkische Sozialversicherungsabkommen benachteiligt einheimische Versicherte.	SIB-8	83	-1
			Deshalb wollen wir es kündigen und auf der Basis europäischer Sozialversicherungsabkommen neu verhandeln.	SIB-9	83	-1
	Housing	SI-H				
	General	SI-G	Keine Sonderrechte für Muslime an unseren Schulen	SIG-1	60	-1
Deservingness		D				-58
	Refugee status (need)	D-R	Sie [AN: Schutz- und Asylgarantien] versprechen unter den heutigen Bedingungen der massenhaften, globalisierten Wanderungsbewegungen Unmögliches.	DR-1	37	-1
			Sie [AN: ibid.] können nicht aufrechterhalten werden.	DR-2	37	-1
			Einen Asylantrag soll nur stellen dürfen, wer seine Identität nachweist.	DR-3	38	-1
			Alle abgelehnten Asylbewerber sind in ihre Herkunftsländer zurückzuführen.	DR-4	38	-1
			Der massenhafte Missbrauch des Asylgrundrechts muss durch eine Grundgesetzänderung beendet werden.	DR-5	39	-1
			Aus demselben Grund müssen die veraltete Genfer Flüchtlingskonvention und andere supra- und internationale Abkommen neu verhandelt werden	DR-6	39	-1
			Die Anerkennungsquote für Asylbewerber ist seit 2014 von unter 30 Prozent auf aktuell fast 70 Prozent angestiegen, obwohl die wenigsten aus Kriegsgebieten kommen und alle über sichere Drittstaaten einreisen.	DR-7	40	-1

		In diesen Fällen besteht sowohl nach Art. 16a Grundgesetz wie auch nach geltendem internationalen Recht kein Schutzanspruch.	DR-8	40	-1
		Entfällt der Fluchtgrund im Herkunftsland anerkannter Flüchtlinge, endet in aller Regel deren Aufenthaltserlaubnis.	DR-9	41	-1
		Sie [AN: Flüchtlinge] müssen zurückkehren.	DR-10	41	-1
		Unbegleitete, angeblich minderjährige Ausländer (UMA) missbrauchen das Ausländer- und Asylrecht.	CSCr-6	41	-1
Work migrants	D-W	Privilegien für türkische Staatsangehörige, die auf längst überholten Verträgen beruhen – z.B. Kranken-Mitversicherung von Eltern im Sozialversicherungsabkommen oder ihre ausländerrechtliche Bevorzugung nach dem sogenannten Assoziationsratsbeschluss 1/80 – müssen beendet werden.	DW-1	39	-1
EU-citizens	D-EU				
Welfare Scrounger's	D-WS	Sozial- und Gesundheitsleistungen für Asylbewerber dürfen keine Anreizwirkung entfalten [...]	DWS-1	39	-1
		Es muss der Grundsatz gelten: „Sachleistungen vor Geldleistungen“.	DWS-2	39	-1
Illegal Immigrants	D-II	Die AfD fordert die Schaffung der rechtlichen und technischen Voraussetzungen, um allen Behörden länderübergreifend die Möglichkeit zu geben, sich innerhalb kürzester Zeit zweifelsfrei davon überzeugen zu können, ob eine Person schon andernorts unter abweichenden Personalien registriert ist.	DII-1	40	-1
		Die entgegenstehende tägliche Anerkennungspraxis in Deutschland findet statt, obwohl durch die Grundgesetzreform diese Art der Immigration unterbunden werden sollte.	DII-2	40-41	-1
		Diese Praxis muss sofort beendet werden.	DII-3	41	-1
		Fast alle von ihnen sind männlich, und zwischen 50 Prozent und 80 Prozent derer, die sich als minderjährig ausgeben, sind tatsächlich volljährig.	DII-4	41	-1
Qualification for immigration/receiving benefits	D-Q	Wir fordern zudem eine jährliche Mindestabschiebequote.	DQ-1	38	-1
		Wo das rechtlich oder tatsächlich nicht möglich ist, sind sie nach dem australischen Vorbild ausnahmslos in außereuropäische Aufnahmezentren zu überführen.	DQ-2	40	-1
		Führen diese Maßnahmen nicht mindestens zu einer Null-Zuwanderung.[...]	DQ-3	41	-1
		[...] den Ausschluss von Familiennachzug	DQ-4	42	-1
work place	D-WP				
age	D-Q-A	obligatorische Altersuntersuchungen in Zweifelsfällen, [...]	DQA-1	42	-1
		und den ausnahmslosen Übergang ins Asylverfahren bei Erreichen der Volljährigkeit.	DQA-2	42	-1
health	D-Q-H				
length of residency/rendered contributions	D-Q-Ry	Verhinderung des Erwerbs der deutschen Staatsangehörigkeit durch bloße Geburt in Deutschland, [...]	DQRy-1	31	-1

		Sozialleistungen sollen Ausländern aus EU-Mitgliedsstaaten erst dann gewährt werden, wenn diese zuvor vier Jahre versicherungspflichtig in Deutschland beschäftigt waren und ihren Lebensunterhalt damit vollständig selbst decken konnten.	DQRy-2	39	-1
		Abschaffung des einklagbaren Anspruchs auf Einbürgerung	DQRy-3	31	-1
temporary residence	D-Q-Temp	Insbesondere der Schutz vor Bürgerkrieg ist rein temporär ausgelegt und darf nicht zu einer Einwanderung durch die Hintertür führen.	DQTemp-1	41	-1
general deservingness to receive benefits (language/health/etc.)	D-Q-RB	[...] und sind auf das unbedingt notwendige Maß zu beschränken.	DQRB-1	39	-1
		Ziel der Beschulung schulpflichtiger Asylbewerber muss es sein, diese auf das Leben nach der Rückkehr in ihr Herkunftsland vorzubereiten und die Zeit bis zur Rückkehr sinnvoll zu überbrücken.	DQRB-2	58	-1
education	D-Q-Ed	Eine Absenkung der schulischen und beruflichen Anforderungen, um Einwanderern die Anpassung an das hiesige Bildungsniveau und den Zugang zum Arbeitsmarkt zu erleichtern, darf es nicht geben.	DQEd-1	42	-1
work skills	D-Q-WS	[...] durch überwiegend beruflich unqualifizierte Asylbewerber sofort zu beenden.	DQWS-1	38	-1
		Wir wollen selbst entscheiden, wer zu uns kommt, und ausschließlich qualifizierten Zuzug nach Bedarf zulassen.	DQWS-2	38	-1
		Über Qualität und Quantität einer Einwanderung selbst zu bestimmen, ist herausragendes Merkmal staatlicher Souveränität [...].	DQWS-3	38	-1
		Deren fachliche Qualifikation muss uneingeschränkt dem deutschen Standard entsprechen.	DQWS-4	83	-1
		Ärzte und Therapeuten, die in Gesundheitsberufen arbeiten, sollen nach Möglichkeit in Deutschland ausgebildet sein oder über gute deutsche Sprachkenntnisse verfügen.	DQWS-5	83	-1
language skills	D-Q-LS	Insbesondere müssen Ärzte, die in der Patientenversorgung tätig sind, über gute Sprachkenntnisse (Sprachniveau C1) verfügen.	DQLS-1	83	-1
religion	D-Q-Rel				
race	D-Q-R	Staatsbürgerschaft durch Abstammung.	DQR-1	42	-1
		Das Geburtsortsprinzip (Erwerb der deutschen Staatsangehörigkeit allein durch Geburt in Deutschland, auch wenn kein Elternteil Deutscher ist) wollen wir wieder aus dem Gesetz streichen [...]	DQR-2	42	-1
		[...] zum Abstammungsprinzip, wie es bis zum Jahr 2000 galt, zurückkehren.	DQR-3	42	-1
commitment to national way of life	D-Q-WoL	Die deutsche Staatsangehörigkeit durch Einbürgerung darf nur derjenige erhalten, an dessen dauerhaft erfolgreicher Assimilation und Loyalität zu seiner neuen Heimat keine Zweifel bestehen.	DQWoL-1	42	-1
		Beendigung der doppelten Staatsbürgerschaft	DQWoL-2	42	-1
		Die doppelte Staatsbürgerschaft soll auf wohlbegründete Sonderfälle beschränkt werden.	DQWoL-3	42	-1
		Imame, die gegen das Grundgesetz agitieren, erhalten ein Predigtverbot und werden bei Vorliegen der rechtlichen Voraussetzungen abgeschoben.	DQWoL-4	46	-1

	crime	D-Q-Cr	Insbesondere können sich ausländische Kriminelle sehr häufig auf Abschiebungshindernisse berufen und sind auf diese Weise von Abschiebung verschont.	DQCr-1	31	-1
			Erleichterung der Ausweisung, insbesondere die Wiedereinführung der zwingenden Ausweisung auch schon bei geringfügiger Kriminalität	DQCr-2	31	-1
			Verhängung der Ausweisung bereits durch die Strafgerichte	DQCr-3	31	-1
			Ermöglichung der Unterbringung nicht abschiebbarer Krimineller im Ausland aufgrund bilateraler Vereinbarungen mit geeigneten Staaten.	DQCr-4	31	-1
			Die Einbürgerung Krimineller ist zuverlässig zu verhindern durch: [...]	DQCr-5	31	-1
			[...] Angehörige krimineller Clans automatisch zu deutschen Staatsbürgern werden können	DQCr-6	31	-1
			Verschärfung der Ausschlussgründe für Einbürgerung bei Kriminalität	DQCr-7	31	-1
			[Rücknahme der Einbürgerung] bei erheblicher Kriminalität innerhalb von zehn Jahren nach erfolgter Einbürgerung	DQCr-8	31	-1
			[ibid.] bei Mitwirkung in Terrororganisationen (z.B. IS)	DQCr-9	31	-1
			[Ibid.] bei Zugehörigkeit zu kriminellen Clans und zwar auch dann, wenn die Rücknahme der Einbürgerung zur Staatenlosigkeit führt	DQCr-10	31	-1
			[...] sind für ausländische Straftäter durch Vereinbarungen mit ausländischen, möglichst heimatnahen Staaten dort Vollzugsanstalten einzurichten [...]	DQCr-11	32	-1
			Sie auszuweisen, muss vereinfacht werden.	DQCr-12	33	-1
			Deshalb ist für diesen Personenkreis bei entsprechendem Verdacht die OK-Zugehörigkeit als Ausweisungsgrund einzuführen.	DQCr-13	33	-1
			Die Zugehörigkeit zu ausländischen Terrororganisationen führt zum Verlust der deutschen Staatsangehörigkeit.	DQCr-14	42	-1
Economic sociotropic concerns	ES					-34
Economic impact overall	ES-Econ	Die astronomischen Kosten der Massenzuwanderung müssen transparent und lückenlos über alle staatlichen Ebenen ausgewiesen und in einem übergreifenden „Flüchtlingshaushalt“ unter demokratische Kontrolle gestellt werden.	ESEcon-1	41	-1	
labour market	ES-Lab					
burden on welfare system	ES-WFS	Die Zuwanderung kann die Probleme der sozialen Sicherungssysteme, die in Deutschland durch den Geburtenrückgang entstanden sind und in Zukunft in verschärfter Form in Erscheinung treten werden, nicht lösen.	ESWFS-1	38	-1	
		Vielmehr werden die bestehenden Probleme durch die derzeitige Art und das Ausmaß der Zuwanderung verschärft.	ESWFS-2	38	-1	
		Die Grenzen müssen umgehend geschlossen werden, um die unregelmäßige Masseneinwanderung in unser Land und seine Sozialsysteme [...]	ESWFS-3	38	-1	
		Keine weitere Einwanderung in die Sozialsysteme	ESWFS-4	39	-1	
		Das hohe Niveau der deutschen Sozialleistungen zieht sowohl aus anderen EU-Staaten als auch aus Drittstaaten zahlreiche Armutszuwanderer an.	ESWFS-5	39	-1	

		Hierbei werden die Freizügigkeit in der EU bzw. das Asylrecht missbraucht, um sich Zugang zum Sozialsystem zu verschaffen.	ESWFS-6	39	-1
		Diesem Missbrauch wollen wir einen Riegel vorschieben:	ESWFS-7	39	-1
		Kein Familiennachzug in unsere Sozialsysteme	ESWFS-8	40	-1
		Jedem anerkannten Asylbewerber folgen ein bis vier Familienangehörige.	ESWFS-9	41	-1
		Die Mehrheit dieser Menschen wird mit hoher Sicherheit dauerhaft von Sozialleistungen leben.	ESWFS-10	41	-1
		Wir lehnen jeglichen Familiennachzug für Flüchtlinge ab, da die deutschen Sozialsysteme diese Lasten nicht tragen können.	ESWFS-11	41	-1
		Die Kosten für unbegleitete minderjährige Ausländer explodieren	ESWFS-12	41	-1
		2015 wurden in Deutschland 67.000 dieser als minderjährig eingestuft Ausländer neu registriert, 2016 erneut über 50.000.	ESWFS-13	41	-1
		Bei Kosten von durchschnittlich 60.000 bis 80.000 Euro pro UMA und Jahr entstehen schon heute jährliche Kosten nur für diese Personengruppe von schätzungsweise sechs bis zehn Milliarden Euro.	ESWFS-14	41	-1
		Sie dienen als sogenannte Ankerkinder zum späteren Nachzug ihrer Familien.	ESWFS-15	41	-1
		Die ungesteuerte Migration verschlimmert diese Probleme dramatisch.	ESWFS-16	67	-1
		Die Behauptung, sie trage zur Problemlösung bei, widerspricht allen Tatsachen.	ESWFS-17	67	-1
		Eine solche Aussage hat ausschließlich propagandistischen Charakter.	ESWFS-18	67	-1
		Unsere begrenzten Mittel stehen deshalb nicht für eine unverantwortliche Zuwanderungspolitik, wie sie sich kein anderes europäisches Land zumutet, zur Verfügung.	ESWFS-19	75	-1
		Unser Sozialstaat kann nur erhalten bleiben, wenn die geforderte finanzielle Solidarität innerhalb einer klar definierten und begrenzten Gemeinschaft erbracht wird.	ESWFS-20	75	-1
		Auch aus diesem Grund (AN: steigende Kosten für die Rentensicherung) ist die derzeitige Migrationspolitik sofort zu beenden.	ESWFS-21	76	-1
		Die Finanzierung unseres Gesundheitswesens wird durch allgemeine politische Fehlentwicklungen bedroht: Die von den Kassen zu tragenden Kosten für Migranten, Flüchtlinge und Asylbewerber laufen aus dem Ruder [...].	ESWFS-22	81	-1
social destabilisation	ES-SD	Nach unserer Überzeugung können die fundamentalen Krisen von Währung, Energieversorgung und Migration sowie die Konfrontation mit dem Islam alleine weder von der Regierung noch vom Bundestag tragfähig bewältigt werden.	ESSD-1	11	-1
		Durch Massenzuwanderung wird die Instabilität Deutschlands und Europas verstärkt [...].	ESSD-2	29	-1
		Aus beiden Ursachen – dem Bevölkerungswachstum Afrikas und dem Wohlstandsgefälle zu Europa – entsteht ein Wanderungsdruck, der Dimensionen einer Völkerwanderung hat.	ESSD-3	37	-1
		Vor diesem Problemhintergrund ist offensichtlich, dass Wanderungsbewegungen von Afrika nach Europa im zu erwartenden Umfang unseren Kontinent in wenigen Jahren destabilisieren können.	ESSD-4	37	-1
		Politische Forderungen in dieser Hinsicht [AN: pauschale Zuwanderungsquoten] sind daher pseudohumanitär und selbstzerstörerisch.	ESSD-5	37	-1

			Wir brauchen über mehrere Jahre diesbezüglich eine Minuszuwanderung.	ESSD-6	38	-1
			Zuflucht in der Herkunftsregion statt ungebremster Massenmigration nach Deutschland	ESSD-7	39	-1
			[...] mit dem Ziel ihrer Anpassung an die Bedrohung Europas durch Bevölkerungsexplosionen und Migrationsströme der globalisierten Gegenwart und Zukunft.	ESSD-8	39	-1
			Wir fordern die nationale Souveränität bei jeder Form der Zuwanderung.	ESSD-9	39	-1
			[...] muss ein Gesetz eine absolute Belastungsgrenze definieren	ESSD-10	41	-1
			[...] ab deren Erreichen zum Schutz Deutschlands keinerlei Asylbewerber mehr aufgenommen werden.	ESSD-11	41	-1
Cultural sociotropic concerns		CS				-64
	Impact on National Security	CS-NS	[...] der Staat ist wehrlos.	CSNS-1	41	-1
			In der Ausbreitung des Islam und der Präsenz von über 5 Millionen Muslimen, deren Zahl ständig wächst, sieht die AfD eine große Gefahr für unseren Staat, unsere Gesellschaft und unsere Werteordnung.	CSNS-2	45	-1
	Threat of terror	CS-T				
	Impact on crime	CS-Cr	Wirksame Bekämpfung der Ausländerkriminalität	CSCr-1	31	-1
			Der erhebliche Anteil von Ausländern gerade bei der Gewalt- und Drogenkriminalität führt derzeit viel zu selten zu ausländerrechtlichen Maßnahmen.	CSCr-2	31	-1
			Die Mehrzahl der Täter im Bereich der Organisierten Kriminalität sind Ausländer.	CSCr-3	33	-1
			Ihre Kriminalitätsrate ist unverhältnismäßig hoch, [...]	CSCr-4	41	-1
	Impact on religious practice	CS-Rel	[...] einen Herrschaftsanspruch als alleingültige Religion erhebt [...]	CSRel-1	45	-1
			Imame dort Lehren verbreiten, die zu einer gegen unsere Rechtsordnung gerichteten politisch-religiösen Radikalisierung von Muslimen beitragen.	CSRel-2	45	-1
			Islamische Staaten wollen durch den Bau und Betrieb von Moscheen den Islam in Deutschland verbreiten und ihre Macht vergrößern.	CSRel-3	46	-1
			So ist die Abhängigkeit der rund 900 Ditib-Moscheen und ihrer Imame vom staatlichen „Amt für Religiöse Angelegenheiten“ der Türkei (Diyanet) nicht hinnehmbar.	CSRel-4	46	-1
			Das Minarett lehnt die AfD als islamisches Herrschaftszeichen ebenso ab wie den Muezzin-Ruf, nach dem es außer dem islamischen Allah keinen Gott gibt.	CSRel-5	46	-1
			Es handelt sich hierbei um religiösen Imperialismus.	CSRel-6	46	-1
	Impact on national health	CS-H	Die Beschäftigung von ausländischem Personal, das oftmals sprachliche Defizite aufweist, kann somit keine Lösung zur Behebung des Personalmangels im Gesundheitswesen sein.	CSH-1	83	-1
	Individual freedom	CS-InFrd	Der Islam im Konflikt mit der freiheitlichdemokratischen Grundordnung	CSInFrd-1	45	-1
			„Wer die Zahlen der Muslime in Deutschland erhöhen will, nimmt eine zunehmende Gefährdung unseres inneren Friedens in Kauf.“	CSInFrd-2	45	-1
			Islamkritik, auch religiöse Satire (und Karikaturen), sind im Rahmen der allgemeinen Gesetze rechtmäßig.	CSInFrd-3	45	-1

Willingness/Responsibility to integrate	CS-Intgr	Sie sind Ausfluss des Grundrechts der freien Meinungsäußerung und der Kunstfreiheit.	CSInFrd-4	45	-1		
		Die Predigten in Moscheen in Deutschland sollen in deutscher Sprache gehalten werden.	CSInFrd-5	46	-1		
		[...] die eine weitere Zerstörung der europäischen Werte des Zusammenlebens aufgeklärter Bürger verhindern.	CSInFrd-6	63	-1		
		Eine erfolgreiche Anpassung all dieser Menschen, darunter ein beträchtlicher Anteil von Analphabeten, ist unmöglich.	CSIntgr-1	38	-1		
		Anpassung ist die Aufgabe des Einwanderers, nicht der „Gesellschaft“	CSIntgr-2	42	-1		
		Jeder Migrant oder Einwanderer, dem wir ein dauerhaftes Bleiberecht zugestehen, hat eine Bringschuld, sich seiner neuen Heimat und der deutschen Leitkultur anzupassen, nicht umgekehrt.	CSIntgr-3	42	-1		
		Viele Muslime leben rechtstreu (und integriert) und sind geschätzte Mitglieder unserer Gesellschaft.	CSIntgr-4	45	1		
		Burka und Niqab errichten durch die Gesichtverhüllung eine Barriere zwischen der Trägerin und ihrer Umwelt und erschweren damit das Zusammenleben in der Gesellschaft.	CSIntgr-5	47	-1		
		Das Urteil des Bundesverfassungsgerichts von 2015, nach dem ein generelles Kopftuchverbot für muslimische Lehrerinnen verfassungswidrig sei, betrachtet die AfD als ein Hindernis für eine erfolgreiche Integrationspolitik.	CSIntgr-6	47	-1		
		Islamunterricht an deutschen Schulen dient derzeit nicht der Integration, sondern fördert ein Verharren in Einstellungen, die echte Integration verhindern.	CSIntgr-7	59	-1		
Willingness to accept/adopt national way of life	CS-NWoL	Integration heißt nicht, dass Deutschland sich Muslimen anpasst.	CSIntgr-8	59	-1		
		Integration heißt, dass die Muslime sich Deutschland anpassen.	CSIntgr-9	59	-1		
		[...] [Islam als] Träger von nicht integrierbaren kulturellen Traditionen und Rechtsgeboten kann nur abgewendet werden durch ein Bündel von defensiven und restriktiven Maßnahmen	CSIntgr-10	63	-1		
		Die AfD will jedoch verhindern, dass sich abgeschottete islamische Parallelgesellschaften weiter ausbreiten [...]	CSNWoL-1	45	-1		
		Sie behindert dadurch deren Anpassung an unsere Gesellschaft und gefährdet die Loyalität zu unserem Staat.	CSNWoL-2	46	-1		
		Nur so können wir der Herausbildung von Parallelgesellschaften gegensteuern und den Schülern Teilhabechancen eröffnen, damit Anpassung gelingt.	CSNWoL-3	60	-1		
		Als zentrales Element deutscher Identität will die AfD die deutsche Sprache als Staatssprache im Grundgesetz festschreiben.	CSNWoL-4	63	-1		
		An deutschen Schulen darf es kein Zurückweichen des Deutschen vor Einwanderersprachen geben.	CSNWoL-5	63	-1		
		Cultural differences	CS-Diff	Sie führen und unterstützen einen Kulturkrieg.	CSDiff-1	46	-1
				Der in Europa bereits stattfindende Kulturkampf zwischen Abendland und dem Islam als Heilslehre [...]	CSDiff-2	63	-1
Die AfD wird nicht zulassen, dass Deutschland aus falsch verstandener Toleranz sein kulturelles Gesicht verliert.	CSDiff-3			63	-1		

patriarchy	CS-Diff-Pat	Den Handel, die Bewerbung und die Einfuhr von Fleisch aus tierquälerischer Schlachtung (Schächten) lehnt die AfD ab.	CSDiff-4	96	-1		
		Der im Grundgesetz garantierten Gleichberechtigung von Frauen und Männern sowie der freien Entfaltung der Persönlichkeit widerspricht das Kopftuch als religiös-politisches Zeichen der Unterordnung von Muslimas unter den Mann.	CSDiffPat-1	47	-1		
		Das Verbot der religiösen Voraustrauung, etwa durch Imame, soll wieder in Kraft gesetzt und die Streichung der §§ 67 und 67a im Personenstandsgesetz von 2009 rückgängig gemacht werden.	CSDiffPat-2	47	-1		
religious freedom	CS-Diff-Rel	Nur so können wir der Imam-Ehe entgegenwirken, die unter Umgehung der standesamtlichen Trauung und oftmals unter Zwang die Polygamie, Kinderehe und Verwandtenehe ermöglicht.	CSDiffPat-3	47	-1		
		Der Islam gehört nicht zu Deutschland.	CSDiffRel-1	45	-1		
		Sie fordert jedoch, der Religionsausübung (...) Schranken zu setzen [...]	CSDiffRel-2	45	-1		
		Staatliches Recht steht im säkularen Staat über religiösen Geboten und Traditionen.	CSDiffRel-3	45	-1		
		Einer Diffamierung rationaler Religionskritik als „Islamophobie“ oder „Rassismus“ tritt die AfD entgegen.	CSDiffRel-4	45	-1		
		Minarett und Muezzin-Ruf stehen im Widerspruch zu einem toleranten Nebeneinander der Religionen, das die christlichen Kirchen, jüdischen Gemeinden und andere religiöse Gemeinschaften in der Moderne praktizieren.	CSDiffRel-5	46	-1		
		Die islamtheologischen Lehrstühle an deutschen Universitäten sind abzuschaffen und die Stellen der bekenntnisneutralen Islamwissenschaft zu übertragen.	CSDiffRel-6	46	-1		
		Die Anerkennung der Religionsfreiheit, der weltanschaulichen Neutralität des Staates und der Gleichwertigkeit der Religionen, welche das Staatskirchenrecht verlangt, sind dem Islam fremd.	CSDiffRel-7	46	-1		
		Die AfD lehnt es ab, islamischen Organisationen den Status einer Körperschaft des öffentlichen Rechts zu verleihen [...]	DQWoL-5	46	-1		
		Die AfD fordert ein allgemeines Verbot der Vollverschleierung in der Öffentlichkeit und im öffentlichen Dienst.	DQWoL-6	46	-1		
freedom of speech	CS-Diff-FrSp	Im öffentlichen Dienst soll kein Kopftuch getragen werden, in Bildungseinrichtungen weder von Lehrerinnen noch von Schülerinnen in Anlehnung an das französische Modell.	DQWoL-7	47	-1		
		Da die islamischen Gemeinschaften in Deutschland keine kirchenähnliche Struktur aufweisen, kann ihnen das Privileg eines „bekenntnisgebundenen“ Religionsunterrichts an staatlichen Schulen nicht zugestanden werden.	CSDiffRel-8	59	-1		
		Muslimische Schüler müssen genauso wie alle anderen Schüler auch am Sport und Schwimmunterricht sowie an Klassenfahrten teilnehmen.	CSDiffRel-9	60	-1		
		liberal values	CS-Diff-Lib	Ein Islam, der unsere Rechtsordnung nicht respektiert oder sogar bekämpft [...]	CSDiffLib-1	45	-1
				[...] muslimische „Friedensrichter“ Rechtsvorschriften der Scharia anwenden [...]	CSDiffLib-2	45	-1
				weil sie die rechtlichen Voraussetzungen – eine ausreichende Repräsentanz, die Gewähr der Dauer und die Achtung des freiheitlichen Staatskirchenrechts – nicht erfüllen.	CSDiffLib-3	46	-1

		Im Ausland geschlossene Ehen gemäß dem Familienrecht der Scharia, die gegen unsere Gesetze und unsere Moralvorstellungen verstoßen, sollen in Deutschland rechtlich nicht anerkannt werden.	CSDiffLib-4	47	-1
democratic values	CS-Diff-Dem	[...] ist mit der freiheitlich-demokratischen Grundordnung Deutschlands nicht vereinbar.	CSDiffDem-1	45	-1
		Verfassungsfeindlichen Vereinen, die nach Art. 9 Abs. 2 Grundgesetz zu verbieten sind, ist der Bau und Betrieb von Moscheen wegen der konkreten Gefahr zu untersagen [...]	CSDiffDem-2	45	-1
		Über die Ditib übt die autoritäre Türkei starken Einfluss auf viele in Deutschland lebende Bürger türkischer Herkunft aus.	CSDiffDem-3	46	-1
		Imame müssen sich vorbehaltlos zu unserem Grundgesetz bekennen.	CSDiffDem-4	46	-1
		Kein Koranunterricht durch verfassungsfeindliche Moscheevereine	CSDiffDem-5	60	-1
		Viele dieser [AN: Moschee-] Vereine stehen unserer freiheitlich-demokratischen Grundordnung ablehnend gegenüber.	CSDiffDem-7	60	-1
		Wir fordern deshalb eine flächendeckende Überprüfung aller Moscheevereine und bei Verdacht auf Verfassungsfeindlichkeit als Sofortmaßnahme ein Verbot, Koranunterricht zu erteilen.	CSDiffDem-8	60	-1
violence	CS-Diff-V	[...] und das staatliche Monopol der Strafverfolgung und Rechtsprechung unterlaufen.	CSDiffV-1	45	-1
		Wir wollen verhindern, dass sich Muslime bis zum gewaltbereiten Salafismus und Terror radikalisieren.	CSDiffV-2	45	-1

3.5 Sweden Democrats (2014)

Variables	Items	Abbreviation	Quote	Sign	Page	Assessment (Scale)
Self-interest		SI				0
	Jobs	SI-J	The abolition of the Lex Laval and a strengthening of the defence of the Swedish collective agreements and Swedish worker interests Inter alia by a reduction of the time the foreign personnel can be stationed in Sweden	SIJ-1	8	-1
	Services/Benefits	SI-B	[...] otherwise have the same social aid and native Swedes.	SIB-1	7	1
			No more and no less.	SIB-2	7	1
			A Sweden where the law-abiding resident population are not discriminated against within the health care sector in relation to the foreign nationals and illegal immigrants in the country.	SIB-3	8	-1
	Housing	SI-H				
	General	SI-G				
Deservingness		D				-6
	Refugee status (need)	D-R	A sharply increased support to the UN refugee agency, UNHCR, and the millions of most destitute refugees in the world without the opportunities and resources to take away from conflict areas as well as the proximity to an end	DR-1	7	1
			A percentage quota of refugees among the asylum seekers we grant residence permits.	DR-2	7	-1
			[...] we are prepared to temporarily exceed our own budgetary objective in order to increase Sweden's efforts to mitigate the human suffering that arose as a result of the conflicts in Syria and Iraq.	DR-3	21	1
			[...] increasing aid to refugees in the surrounding area and to the persecution of Christians, women and LGBT people in the world [...]	DR-4	21	1
	Work migrants	D-W				
	EU-citizens	D-EU				
	Welfare Scrounger's	D-WS				
	Illegal Immigrants	D-II				
	Qualification for immigration/receiving benefits	D-Q				
	work place	D-WP				
	age	D-Q-A				
	health	D-Q-H	The introduction of compulsory health checks for newly arrived immigrants [...]	DQH-1	7	-1
			[...] provide fast treatment to sick people [...]	DQH-2	7	1

	length of residency/rendered contributions	D-Q-Ry	[...] non-subsidiary protection of migrants for the premium schemes in the first years of the country.	DQRy-1	7	-1	
			[...] extending the time that it must have been resident in Sweden with beyond reproach repute before the application for citizenship can be made.	DQRy-2	7	-1	
	temporary residence general deservingness to receive benefits (language/health/etc.)	D-Q-Temp	A change from the regular granting of residence permits to temporary [...]	DQTemp-1	7	-1	
		D-Q-RB	The abolition of all the state integration policy with the exception of education in Swedish, mandatory	DQRB-1	7	-1	
			The abolition of the practice in the free medical and dental care for illegal immigrants.	DQRB-2	8	-1	
	education work skills	D-Q-Ed					
		D-Q-WS	The abolition of the general labour migration for the benefit of a so-called "blåkorts model", addressed exclusively to a qualified labor force with a competency that is missing in the Swedish labour market.	DQWS-1	7	-1	
			Social orientation and validation of training and work experience from the home Member State.	DQWS-2	7	1	
			Improved opportunities for companies to retain key competence and reduced thresholds set to the labour market for young people and foreign-born by increasing the number of exemptions from the dispatch rules in the law on employment protection.	DQWS-3	7	1	
	language skills religion race	D-Q-LS	An increase of citizenship value by the introduction of the language and skill tests [...]	DQLS-1	7	-1	
		D-Q-Rel					
	commitment to national way of life crime	D-Q-R					
		D-Q-WoL	Newly arrived immigrants must help to get the most basic tools for societal adaptation, [...]	DQWoL-1	7	-1	
	D-Q-Cr	[...] mandatory expulsion of all foreign nationals who commit more serious crimes [...]	DQCr-1	5	-1		
		Ban on people participating in terrorism training in foreign countries and to participate in foreign fighting units in breach of international law and deliberately killing civilians.	DQCr-2	5	-1		
Economic sociotropic concerns	ES					-10	
Economic impact overall labour market burden on welfare system	ES-Econ	Apart from the fact that a more responsible immigration policy would help to reduce the pressure in the housing market [...]	ESEcon-1	23	-1		
	ES-Lab						
	ES-WFS	A Sweden by a sensible use of the limited resources [...]	ESWFS-1	7	-1		
		[...] to help as many needy people in the world as possible while at the same time we do not forget or undermine the needs in our own country.	ESWFS-2	7	-1		
		A Sweden where immigration policy is designed in as responsible a way so that immigration will be an asset and not a burden on society.	ESWFS-3	7	-1		
		Reduced social costs and strengthening incentives for accountability and integration by limiting the newcomers [...]	ESWFS-4	7	-1		

			The abolition of the statutory obligation for local authorities to offer tongue teaching, with the exception of official minority languages.	ESWFS-5	7	-1
			The abolition of ineffective assistance by stopping to use assistance funds to finance the acceptance of immigrants in Sweden[...]	ESWFS-6	21	-1
			[...] we believe we can release funds for Swedish welfare while at the same time doing the least equally beneficial to the world's poor and refugees as we have done so far.	ESWFS-7	21	-1
	social destabilisation	ES-SD	An immigration policy that promotes cohesion and welfare	ESSD-1	7	-1
			[...] and a sharp limitation of asylum and immigration relative to a level which our society is capable of managing and not higher than that of our neighbouring countries Denmark and Finland.	ESSD-3	7	-1
Cultural sociotropic concerns		CS				-6
	Impact on National Security	CS-NS				
	Threat of terror	CS-T				
	Impact on crime	CS-Cr				
	Impact on religious practice	CS-Rel				
	Impact on national health	CS-H	[...] effectively protect the Swedish society from the spread of serious contagious diseases such as TB, HIV and Ebola.	CSH-1	7	-1
	Individual freedom	CS-InFrd				
	Willingness to integrate	CS-Intgr				
	Willingness to accept/adopt national way of life	CS-NWoL	A return to the assimilation policy was in force until the middle of the 1970s and which means that it is the immigrants that must adapt to Sweden and not vice versa.	CSNWoL-1	7	-1
	Cultural differences	CS-Diff	Sweden democrats are working for a Sweden which is open to the outside world while at the same time safeguarding our community and our own unique culture and identity.	CSDiff-1	7	-1
			Sweden democrats are working for a Sweden where society is characterized by a historically rooted, common Swedish culture that creates the cohesion and solidarity between citizens.	CSDiff-2	18	-1
	patriarchy	CS-Diff-Pat				
	religious freedom	CS-Diff-Rel	A stronger support for Christians persecuted on account of their faith in different parts of the world and a clearer countering of Islam and other totalitarian ideologies which contribute to the destabilisation of the world.	CSDiffRel-1	21	-1
	freedom of speech	CS-Diff-FrSp				
	liberal values	CS-Diff-Lib				
	democratic values	CS-Diff-Dem				
	violence	CS-Diff-V	An enforcement of penalties and the increased efforts against female genital mutilation, forced marriages and sexual and honour-related violence.	CSDiffV-1	7	-1

3.6 Lega Nord (2018)

Variables	Items	Abbreviation	Quote	Sign	Page	Assessment (Scale)
Self-interest		SI				-7
	Jobs	SI-J	[...] making the requests subject to verification of the availability of Italian citizens, such as direct and nominative calls [...]	SIJ-1	7	-1
	Services/Benefits	SI-B	Provide a budget constraint according to which for the "refugee" the State cannot commit resources greater than those destined to a 100% disability pension of an Italian citizen.	SIB-1	7	-1
			Nor will it be possible to establish greater contributions for the reception of foreigners than those policies in support of Italians in poverty [...]	SIB-2	7	-1
			Especially families with 3 or more children who should be protected more than others for the purposes of a positive population policy.	SIB-3	7	-1
			Provide for the prohibition of the possibility of obtaining access to welfare benefits (request for social housing, contribution relief, etc.) for non-EU immigrants through simple self-declarations and standardizing the legislation with that in force for Italian citizens.	SIB-4	7	-1
	Housing	SI-H	[...] therefore, the agreement between Coreis (Italian Islamic religious community) and the National Microcredit Authority, which provides for an allocation of public funds to encourage the Islamic enterprise in Italy and helping immigrants to buy a house (10,000 to 25,000 euros for each company).	SIH-1	8	-1
	General	SI-G	prohibition of financial or fiscal rules other than those of the country: [...]	SIG-1	8	-1
Deservingness		D				-38
	Refugee status (need)	D-R	[...] the absence of documents for asylum seekers leads to detention at the CIE for the purpose of identification [...]	DR-1	6	-1
			[...] request that the Italian State act as a spokesperson at European level to extend the possibility of detention until its completion of the asylum application procedure.	DR-2	6	-1
			In any case, transparency in the management of the accommodation centres, reporting of expenses and strict control of the guests, with the maintenance of guest records.	DR-3	6	-1
			Encouraging countries of origin to sign bilateral repatriation agreements in the face of economic agreements	DR-4	6	-1
			Approve the DDL 3657/2016 proposed by the Lega Nord (first signatory On. Fedriga) on the changes to the procedure for granting or withdrawing refugee status [...]	DR-5	6	-1
			[...] which provides for the cancellation of the refugee status of a Member State and the cancellation of territorial commissions and the competence of the Honorary Peace Judge, [...]	DR-6	6	-1
			Establish a list of countries deemed safe as a limit to the acceptance of applications for international protection.	DR-7	7	-1

		Asylum policies, designed for an era of reduced immigration, should be rethought in a restrictive sense.	DR-8	23	-1
		For asylum entry, income is not discriminating, as long as it is below € 50,000 gross, [...]	DR-9	52	-1
Work migrants	D-W	We can really help the areas of the planet most by supporting projects on the ground, certainly not by welcoming everyone.	DW-1	6	-1
EU-citizens	D-EU				
Welfare	D-WS				
Scrounger's					
Illegal	D-II				
Immigrants		Re-found and implement the number of Identification and Ejection Centres (CIEs) in no less than one for each Region and, at the same time, extend the period for detention to at least 6 months, in order to make the expulsion executable;	DII-1	6	-1
		Refusal to land for NGOs on the margins of the Libyan territorial sea as a result of an alarm system on a self-induced shipwreck and a prelude to the exploitation of illegal immigration.	DII-2	6	-1
		Prohibition however disembarkation from NGO ships for passengers who do not have identification documents.	DII-3	6	-1
		[...] purpose of combating illegal immigration [...]	DII-4	6	-1
		Establish the power for the judicial police to gather evidence on the fight against illegal immigration through the presence of staff on NGO ships prohibit disembarkation to those who refuse it.	DII-5	7	-1
		[...] the repatriation of illegal immigrants (the latter well publicised to dissuade others from choosing to emigrate).	DII-6	23	-1
		Maintain and apply the current crime of illegal immigration which has a psychological deterrent which would be eliminated through decriminalization, [...]	DII-7	32	-1
		[...] since the further damage caused by the repeal of the crime of illegal immigration will be to convince the irregular immigrant it is a generalized impunity and possibility of legitimate occupation of the territory;	DII-8	32	-1
Qualification for immigration/receiving benefits	D-Q	[...] withdrawal of benefits even in the case of non-compliance with the rules of the shelter.	DQ-1	7	-1
		Revoke the decision of the former Minister Alfano granting the right to issue identity cards to migrants, to give them access to the assistance of individual municipalities.	DQ-2	7	-1
work place	D-WP	[...] but the employment of both parents.	DWP-1	52	-1
age	D-Q-A				
health	D-Q-H				
length of residency/rendered contributions	D-Q-Ry	[...] include in the naturalization procedure, for the purposes of citizenship, not only the 10-year residence [...]	DQRy-1	8	-1
		Free nurseries for all children born to Italian families and to foreign families resident in Italy from at least Five years.	DQRy-2	52	-1

	temporary residence	D-Q-Temp	Provide transit areas with a maximum stay of one week, with the possibility of confiscation of vehicles if the time obligation is not met.	DQTemp-1	17	0
	general deservingness to receive benefits (language/health/ etc.)	D-Q-RB	Closure of all nomadic camps [AN: referring to Roma minority]	DQRB-1	17	-1
	education	D-Q-Ed	Obligation to attend school for minors, penalty of removal from the family or loss of parental authority. [AN: referring to Roma minority]	DQEd-1	17	-1
	work skills	D-Q-WS	Review the quota system to adopt market mechanisms [...] leaving the quotas to the seasonal workers. [...] selecting individuals with the most sought after professional qualifications.	DQWS-1	7	-1
				DQWS-2	7	-1
				DQWS-3	23	-1
	language skills	D-Q-LS	[...] examination of knowledge of the Italian language, culture and traditions, for the purposes of integration evaluation overall [...]	DQWoL-1	8	-1
	religion	D-Q-Rel				
	race	D-Q-R				
	commitment to national way of life	D-Q-WoL	Migration policies should favour entry from culturally more similar countries [...]	DQWoL-2	23	-1
	crime	D-Q-Cr	Provide for the loss of the right to the request for international protection and the revocation, if already granted, in the case of commission of crimes [...]	DQCr-1	6+7	-1
			[...] such as crimes relating to terrorism, the sale of drugs, robbery, violence, damage, occupation of buildings and land [...]	DQCr-2	7	-1
			Expulsion of non-EU prisoners with the right to make an agreement with the countries of origin during the period of detention and deportation with accompaniment.	DQCr-3	7	-1
			Provide that the Police headquarters issue information to the Municipalities (Casellario, A.F.I.S. surveys, S.D.I. findings) aimed at issuing the residence permit	DQCr-4	7	-1
[...] provide for the revocation of Italian citizenship for those responsible for Islamic terrorism or apology for Islamic terrorism, as a means of social security.			DQCr-5	8	-1	
[...] conclude bilateral agreements for the repatriation of foreign detainees			DQCr-6	16	-1	
Provide for repatriations (based on the France Sarkozy 2010 model) for irregular or convicted Roma citizens of crime.			DQCr-7	17	-1	
[...] that foreign prisoners serve their sentences in their countries of origin [...]			DQCr-8	34	-1	
Economic sociotropic concerns	ES					
Economic impact overall	ES-Econ	[...] for the purposes of greater economy and speeding up procedures, in compliance with constitutionally guaranteed rights.	ESEcon-1	6	-1	
		prevent the Commission from extracting a part of the agricultural budget in favor of financing other "European emergencies" such as that relating to the so-called "migrants".	ESEcon-2	26	-1	

	labour market	ES-Lab	Our model of development starts from the recovery of the INTERNAL DEMAND, countering the German idea of [...] importing millions of workers willing to settle for ever less salary .	ESLab-1	9	-1
	burden on welfare system social destibilisation	ES-WFS				
		ES-SD	Following the recent decision of the EU Court of Justice to direct new asylum applications to other countries, given the exceptional number that determines "the real risk of not being able to cope with the situation".	ESSD-1	7	-1
			[...] , has made this phenomenon a serious social problem with exasperated demonstrations, especially in the urban suburbs involved. [AN: referring to Roma minority]	ESSD-2	16	-1
			To date, about 40,000 Roma people live in nomad camps, 60% of whom are under the age of 18.	ESSD-3	16	-1
			The second fundamental national interest is that of security, in particular from threats such as terrorism, Islamic extremism, uncontrolled migration flows [...]	ESSD-4	22	-1
			It is in the Mediterranean that more factors of instability thicken: Islamic extremism, massive migration flows [...]	ESSD-5	22	-1
		The current immigration flows, imposing and uncontrolled, destabilize our country from the social point of view [...]	ESSD-6	23	-1	
Cultural sociotropic concerns		CS				-32
	Impact on National Security	CS-NS	Dispersion of our military on a large number of theatres is an unsustainable policy, because it costs a lot and produces poor results in terms of economic expansion and migratory or counter-terrorist security.	CSNS-1	23	-1
			Mass and uncontrolled immigration is a threat to security	CSNS-2	23	-1
			Cooperation alone cannot stop migrants: in fact, behind the great migratory flows that we see starting from Africa there is also a phenomenon of intense local development (people who can afford the trip for Europe increases as economic resources increase); it is therefore necessary to take action in the area of control and deterrence.	CSNS-3	23	-1
			[...] initiatives for the surveillance of external borders, the repression of trafficking in human beings [...]	CSNS-4	23	-1
	Threat of terror	CS-T	[...] in view of the extra-national nature of the commissioning behaviour and the need to prevent terrorist acts.	CST-1	7	-1
			Prohibit access to public places for individuals with their faces covered [AN: Alluding to Islamic terrorism]	CST-2	18	-1
			Provide for the obligation of traceability of funding and funds received from abroad by religious organizations. [AN: Alluding to Islamic terrorism]	CST-3	18	-1
			Prohibit imams from being paid by foreign countries; [AN: Alluding to Islamic terrorism]	CST-4	18	-1
			Obligation to use the Italian language in mosques (no Arabic language). [AN: Alluding to Islamic terrorism]	CST-5	18	-1
			Provide for mandatory theological training course with registration in a register for imams. [AN: Alluding to Islamic terrorism]	CST-6	18	-1

		For the pre-existing Islamic cultural centres, cult activities can be carried out there only if it has been reported the Municipality, which will have to provide for a variant to the Pgt (Plan of Government of the Territory), inserting it in the Plan for religious equipment (see Regional Law No. 2, 3 February 2015) [AN: Alluding to Islamic terrorism]	CST-7	18	-1
Impact on crime	CS-Cr	[...] [immigration flows] offer opportunities for terrorist infiltration and extremist propaganda. [...] and this also to avoid any radicalisation; [AN: regarding the repatriation of foreign prisoners]	CST-8	23	-1
		[...] ensure greater control of the local police on the phenomenon of immigration and the regular stay of citizens from third countries [...]	CSCr-1	7	-1
		In recent years, the spread of nomad camps, the exponential increase in crimes committed by their inhabitants [...] [AN: referring to Roma minority]	CSCr-2	16	-1
		Introduce art. 600 octies of the Italian Criminal Code "Use of minors in begging" among the crimes for which arrest is envisaged pursuant to Article 381 of the Criminal Code [AN: referring to Roma minority]	CSCr-3	17	-1
		[...] bearing in mind that at present there is approximately 35% of prisoners are foreigners, with peaks in the houses of imprisonment in the North even more than 50% [...]	CSCr-4	34	-1
Impact on religious practice	CS-Rel				
Impact on national health	CS-H	[...] the poor sanitary conditions to which they are subjecte [...] [AN: referring to Roma minority]	CSH-1	16	-1
Individual freedom	CS-InFrd				
Willingness to integrate	CS-Intgr	In short, true integration that can only be achieved through strict compliance with Italian law and the relationship equal to Italian citizens.	CSIntgr-1	8	-1
		The acquisition of citizenship should take place in the face of an effective naturalization, made up of socio-economic integration and cultural assimilation.	CSIntgr-2	23	-1
Willingness to accept/adopt national way of life	CS-NWoL	Prohibition of the establishment of parties that are characterized by being aimed only at Muslims and to protect only this category of persons, since they are unconstitutional and contrary to Italian law.	CSNWoL-1	8	-1
Cultural differences	CS-Diff	This phenomenon can be partially curbed by bilateral agreements with transit and departure countries; in particular, agreements with the latter should provide for birth control policies to curb overpopulation.	CSDiff-1	23	-1
patriarchy	CS-Diff-Pat	[...] prohibition of polygamy [...]	CSDiffPat-1	8	-1
		[...] rejection for students who refuse to take part in certain compulsory subjects or who refuse to take part in certain due respect for female superiors [...]	CSDiffPat-2	8	-1

religious freedom	CS-Diff-Rel	Radicalization is fought by reiterating that in the Italian state the freedom to profess one's religion must be exercised in full compliance with all other constitutional principles [AN: alluding to Islam].	CSDiffRel-1	8	-1
		Italian law cannot be disregarded by abusing the concept of religious freedom or democracy [AN: alluding to Islam].	CSDiffRel-2	8	-1
		prohibition on occupying public land for praying, [...]	CSDiffRel-3	8	-1
		closure of abusive cultural circles, [...]	CSDiffRel-4	8	-1
		prohibition on providing for different treatments due to religious rules in public services, such as hospitals, public administrations, canteens etc.; [...]	CSDiffRel-5	8	-1
freedom of speech	CS-Diff-FrSp				
liberal values	CS-Diff-Lib				
democratic values	CS-Diff-Dem	[...] : the latter is based first and foremost on respect for human rights and the rule of law that must be the same for everyone [AN: alluding to Islam]	CSDiffDem-1	8	-1
		There must therefore be strict observance and application of the law to the Muslims as far as forbidden also to the Italian citizens [...]	CSDiffDem-2	8	-1
		The law of the Italian State must always be observed, even if it is contrary to the religious traditions of the country.	CSDiffDem-3	18	-1
violence	CS-Diff-V				

3.7 VOX (2019)

Variables	Items	Abbreviation	Quote	Sign	Page	Assessment (Scale)
Self-interest		SI				0
	Jobs	SI-J				
	Services/Benefits	SI-B				
	Housing	SI-H				
	General	SI-G				
Deservingness		D				-16
	Refugee status (need)	D-R				
	Work migrants	D-W				
	EU-citizens	D-EU				
	Welfare Scrounger's	D-WS				
	Illegal Immigrants	D-II	Deportation of illegal immigrants to their countries of origin.	DII-1	5	-1
			Revision of criminal definitions (and stiffening of their penalties) in order to combat the mafias of illegal immigration [...]	DII-2	5	-1
			any immigrant who has entered illegally in Spain will be incapacitated, for life, to legalize his situation and therefore to receive any kind of help from the administration.	DII-3	5	-1
			[...] nor take advantage of the mafias of illegal immigration to introduce people.	DII-4	8	-1
			Elimination of prison privileges (salaries, social security) for prisoners convicted of terrorism and illegal immigrants.	DII-6	14	-1
	Qualification for immigration/receiving benefits	D-Q				
	work place	D-WP				
	age	D-Q-A				
	health	D-Q-H				
	length of residency/rendered contributions	D-Q-Ry	Revocation of the fast footbridges to acquire Spanish nationality.	DQRy-1	5	-1
	temporary residence	D-Q-Temp	[...] co-payment for all legal residents who do not have resided on our soil for a minimum of 10 years.	DQRy-1	14	-1

	general deservingness to receive benefits (language/health/etc.)	D-Q-RB				
	education	D-Q-Ed				
	work skills	D-Q-WS	Immigration will be tackled by addressing the needs of the economy [...]	DQWS-1	6	-1
	language skills	D-Q-LS	Raise language, tax, and integration standards for acquisition of nationality.	DQLS-1	6	-1
			Quotas will be established of origin privileging the nationalities that share the same language [...]	DQLS-2	6	-1
	religion	D-Q-Rel				
	race	D-Q-R				
	commitment to national way of life	D-Q-WoL	Possibility of losing nationality acquired through activities against national sovereignty, security or independence.	DQWoL-1	6	-1
			[...] important ties of friendship and culture with Spain.	DQWoL-2	6	-1
	crime	D-Q-Cr	Deportation of immigrants who are legally in Spanish territory but who have re-offended in the commission of minor offences or have committed a grave felony.	DQCr-1	5	-1
		Effective pursuit of street trade mafias, not just sellers, as well as production and distribution.	DQCr-2	5	-1	
		Making development aid conditional on that countries accept the repatriation of illegal immigrants and criminals.	DQCr-3	5	-1	
		Expulsion of the magnets that propagate fundamentalism, contempt for women, or jihad.	DQCr-4	7	-1	
Economic sociotropic concerns	ES					-2
Economic impact overall	ES-Econ					
labour market	ES-Lab					
burden on welfare system	ES-WFS	Only emergency services will be covered.	ESWFS-1	14	-1	
		Elimination of free access to health care for illegal immigrants [...]	ESWFS-2	14	-1	
social destilisation	ES-SD					
Cultural sociotropic concerns	CS					-12
Impact on National Security	CS-NS	Closure of fundamentalist mosques.	CSNS-1	7	-1	
		Reject and outlaw funding by third countries of places of worship on Spanish soil.	CSNS-2	7	-1	
		Strengthen our borders.	CSNS-3	7	-1	
		To build an insurmountable wall in Ceuta and Melilla.	CSNS-4	7	-1	
		Give police and Armed Forces all the material and human resources to can take care of our borders with total efficiency, together with corresponding legal protection.	CSNS-5	7	-1	
Threat of terror	CS-T					
Impact on crime	CS-Cr	To demand from those responsible for the Islamic religion in Spain an absolute collaboration for the detection of radicals.	CSCr-1	7	-1	
		Publication of data on nationality and origin in crime statistics.	CSCr-2	7	-1	

Impact on religious practice	CS-Rel	Prohibition of erecting mosques promoted by Wahhabism, Salafism, or any fundamentalist interpretation of Islam.	CSRel-1	7	-1
Impact on national health	CS-H				
Individual freedom	CS-InFrd				
Willingness to integrate	CS-Intgr	[...] immigrant's capacity for integration	CSIntgr-1	6	-1
Willingness to accept/adopt national way of life	CS-NWoL	To abolish the institution of deep-rooting as a way of regulating illegal immigration.	CSNWoL-1	5	-1
Cultural differences	CS-Diff				
patriarchy	CS-Diff-Pat				
religious freedom	CS-Diff-Rel	Requirement of the principle of reciprocity in the opening of places of worship.	CSDiffRel-1	7	-1
		Exclusion from the teaching of Islam in the public school.	CSDiffRel-2	7	-1
freedom of speech	CS-Diff-FrSp				
liberal values	CS-Diff-Lib				
democratic values	CS-Diff-Dem				
violence	CS-Diff-V				

3.8 Comparison of PRRP manifestos

Aggregated and Mean Scores of Welfare Chauvinist Rationales of PRRP

	UKIP		FPÖ				AfD		SD		VOX		LN			
	General Manifesto		Economic Manifesto		Total											
Pages	16		24		52		76		68		19		23		71	
Rationales	Aggregate	Mean	Aggregate	Mean	Aggregate	Mean	Aggregate	Mean	Aggregate	Mean	Aggregate	Mean	Aggregate	Mean	Aggregate	Mean
Self-interest	-14	0,25	-10	0,15	-23	0,38	-33	0,26	-9	0,05	0	0,00	0	0,00	-7	0,08
Deservingness	-15	0,27	-28	0,42	-17	0,28	-45	0,35	-58	0,35	-6	0,27	-16	0,53	-38	0,44
Economic sociotropic concerns	-14	0,25	-11	0,16	-21	0,34	-32	0,25	-34	0,21	-10	0,45	-2	0,07	-9	0,10
Cultural sociotropic concerns	-13	0,23	-18	0,27	0	0,00	-18	0,14	-64	0,39	-6	0,27	-12	0,40	-32	0,37
Total	-56	1,00	-67	1,00	-61	1,00	-128	1,00	-165	1,00	-22	1,00	-30	1,00	-86	1,00

Aggregated Scores according to Regime Type				
	Anglo-Saxon	Continental	Nordic	Southern
Self-interest	-14	-9,5	0	-3,5
Deservingness	-15	-43	-6	-27
Economic sociotropic concerns	-14	-22,5	-10	-5,5
Cultural sociotropic concerns	-13	-41	-6	-22

Intensity Ratio (Scores per page) of welfare chauvinist rationales for PRRP

	UKIP	FPÖ (G)	FPÖ (Ec)	FPÖ (T)	AfD	SD	VOX	LN	Mean
Self-interest	-0,88	-0,42	-0,44	-0,43	-0,13	0,00	0,00	-0,10	-0,27
Deservingness	-0,94	-1,17	-0,33	-0,59	-0,85	-0,32	-0,70	-0,54	-0,64
Economic sociotropic concerns	-0,88	-0,46	-0,40	-0,42	-0,50	-0,53	-0,09	-0,13	-0,44
Cultural sociotropic concerns	-0,81	-0,75	0,00	-0,24	-0,94	-0,32	-0,52	-0,45	-0,49

Intensity ratio of welfare chauvinist rationales according to regime types

	Anglo-Saxon	Continental	Nordic	Southern
Self-interest	-0,88	-0,27	0,00	-0,05
Deservingness	-0,94	-1,01	-0,32	-0,62
Economic sociotropic concerns	-0,88	-0,48	-0,53	-0,11
Cultural sociotropic concerns	-0,81	-0,85	-0,32	-0,49

Relative relevance of welfare chauvinist rationales for PRRP (aggregated scores/overall score)

	UKIP	FPÖ (G)	FPÖ (Ec)	FPÖ (T)	AfD	SD	VOX	LN	Mean
Self-interest	0,25	0,15	0,38	0,26	0,05	0,00	0,00	0,08	0,12
Deservingness	0,27	0,42	0,28	0,35	0,35	0,27	0,53	0,44	0,35
Economic sociotropic concerns	0,25	0,16	0,34	0,25	0,21	0,45	0,07	0,10	0,23
Cultural sociotropic concerns	0,23	0,27	0,00	0,14	0,39	0,27	0,40	0,37	0,27

Relative relevance of welfare chauvinist rationales according to regime types

	Anglo-Saxon	Continental	Nordic	Southern
Self-interest	0,25	0,10	0,00	0,04
Deservingness	0,27	0,38	0,27	0,49
Economic sociotropic concerns	0,25	0,19	0,45	0,09
Cultural sociotropic concerns	0,23	0,33	0,27	0,39